

Description

Ladder designed for industrial environments with high loads. Of 100 mm height, Width 150 mm, With INOX protection system, I316L finish. The Megaband® ladder consists of welded and alternating rungs, 100 and 120 mm high and safety edge to protect and strengthen the ladder. Assembly using the Click system for quick connection between sections and accessories. Made of steel, in various sizes and Protection Systems. It is supplied in 3 metre sections.

Advantages

Wide variety of sizes, protection systems and accessories to adapt to the requirements of each electrical installation.

In accordance with IEC 61537 standard. Conforms to NEMA VE-1 standards. CE conformance with directive 2014/35 / EU.

Excellent robotic welding of rungs to the siderails. Maximum load capacity guaranteed.

The rungs are mounted alternately up and down to allow the fixing of the cables.

Joining of ladder using the Click connector system.

Applications

Channeling, Protection and distribution of cables in Electrical installations in Industrial applications: Power Plants, Petrochemical, Chemical, Oil & Gas. Exterior applications with humid environments.

Solutions



INDUSTRIA PETROQUÍMICA ENERGÍA



www.pemsa-rejiband.com

Any information included in this document is property of Pemsa®. It cannot be copied, total or partially, nor disclosed to third parties nor used without the explicit and written authorization by Pemsa®. These documents total or partially, can be subject to patent and/or be patent pending and therefore protected by intellectual and industrial property rights. Pemsa, Rejiband, Pemsaband, Inducanal, Rejitech, Megaband, Pemsaflex are registered trademarks property of "Pemsa Cable Management, S.A."



Product data

Protection System	INOX	u	3
Finish	Stainless Steel AISI 316L	Material	Acero inoxidable AISI 316L
Resistance Class	Class 9D	Impact Strength (J)	20 J
Flange	100	Thickness (mm)	1.5
Width (mm)	150	Section (mm2)	11118
Length (m)	3	Working temperature range (°C)	-50 °C
kg/u	3.140	Fire resistance	A1 No combustible



Protection System

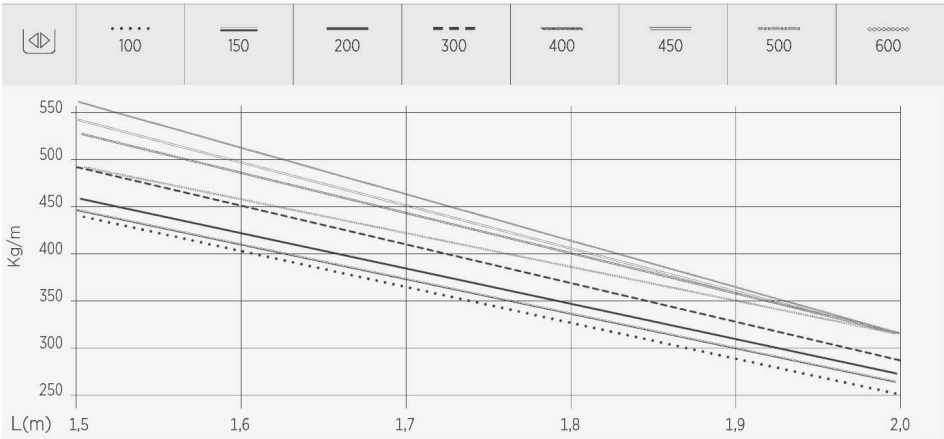
- CU - Copper electroplated
- PG - Pregalvanised
- EZ - Electrogalvanised
- BC - Electrogalvanised Bichromate
- BK8 - High Resistance Coating
- GC - Hot Dip Galvanising
- INOX - Stainless Steel
- PT - Polyester Paint
- AL - Aluminum
- LN - Brass or Nickel-plated brass



Insulating materials

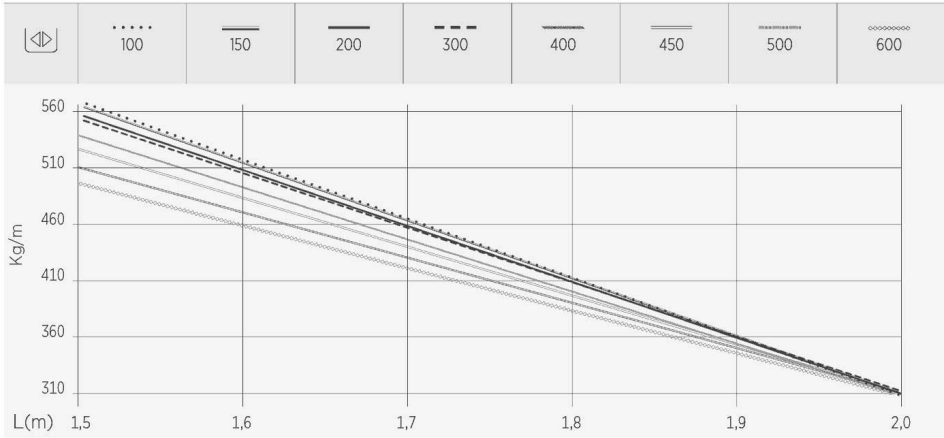
- PC+ABS - Halogen Free Polycarbonate + ABS
- PVC - Polyvinyl Chloride
- PP - Halogen Free Polypropylene
- PA6 - Halogen Free Polyamide 6
- PA12 - Halogen Free Polyamide 12
- PU - Polyurethane
- PE - Polyethylene
- NBR - NBR rubber
- PET - Thermoplastic Polyester
- TPV - Thermoplastic



Load diagrams

		Sección mm²
mm	mm	
100	100	7.318
	150	11.118
	200	15.118
	300	22.918
	400	30.718
	450	34.518
	500	38.518
	600	46.318
	700	54.118
	750	57.918
	800	61.918
	900	69.718
	1000	77.518



		Sección mm²
mm	mm	
120	100	9.238
	150	14.138
	200	19.038
	300	28.838
	400	38.638
	450	43.538
	500	48.438
	600	58.238
	700	68.038
	750	72.938
	800	77.838
	900	87.638
	1000	97.438



		mm²
mm	mm	
150	100	12.028
	150	18.453
	200	24.878
	300	37.728
	400	50.578
	450	57.003
	500	63.428
	600	76.278
	700	89.128
	750	95.553
	800	101.978
	900	114.828
	1000	127.678

