Megaband 100 120 (Ref: 92064300)

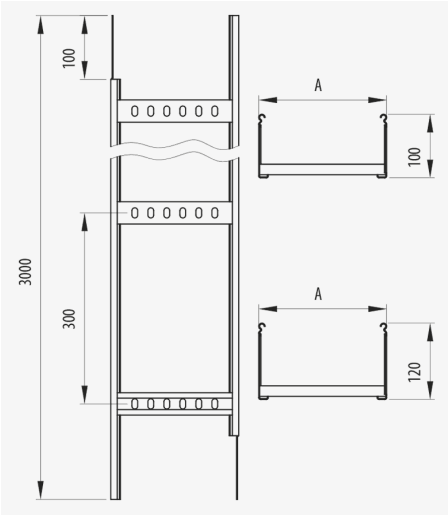

Description

Ladder designed for industrial environments with high loads. Of 100 mm height, Width 300 mm, With INOX protection system, I316L finish. The Megaband® ladder consists of welded and alternating rungs, 100 and 120 mm high and safety edge to protect and strengthen the ladder. Assembly using the Click system for quick connection between sections and accessories. Made of steel, in various sizes and Protection Systems. It is supplied in 3 metre sections.

Advantages

Wide variety of sizes, protection systems and accessories to adapt to the requirements of each electrical installation.

In accordance with IEC 61537 standard. Conforms to NEMA VE-1 standards. CE conformance with directive 2014/35 / EU.

Excellent robotic welding of rungs to the siderails. Maximum load capacity guaranteed.

The rungs are mounted alternately up and down to allow the fixing of the cables.

Joining of ladder using the Click connector system.

Applications

Channeling, Protection and distribution of cables in Electrical installations in Industrial applications: Power Plants, Petrochemical, Chemical, Oil & Gas. Exterior applications with humid environments.

Solutions

OFFSHORE, PORTS ENERGY

Any information included in this document is property of Pemsa®. It cannot be copied, total or partially, nor disclosed to third parties nor used without the explicit and written authorization by Pemsa®. These documents total or partially, can be subject to patent and/or be patent pending and therefore protected by intellectual and industrial property rights. Pemsa, Rejiband, Pemsaband, Inducanal, Rejitech, Megaband, Pemsaflex are registered trademarks property of "Pemsa Cable Management, S.A."

Megaband 100 120 (Ref: 92064300)

Product data

ETIM 10	EC000854	**u**	3
Huella de CO2. GWP A1-A3 (kg CO2 eq.)	56,716	**Material**	Acero inoxidable AISI 316L
Protection System	INOX	**Impact Strength (J)**	20 J
Finish	Stainless Steel AISI 316L	**Thickness (mm)**	1.5
Resistance Class	Class 9D	**Section (mm2)**	22918
Flange	100	**Working temperature range (°C)**	-50 ºC
Width (mm)	300	**Fire resistance**	A1 No combustible
Length (m)	3		
kg/u	3,560		

Ⓢ Protection System

CU - Copper electroplated

PG - Pregalvanised

EZ - Electrogalvanised

BC - Electrogalvanised Bichromate

BK8 - High Resistance Coating

GC - Hot Dip Galvanising

INOX - Stainless Steel

PT - Polyester Paint

AL - Aluminum

LN - Brass or Nickel-plated brass

Ⓜ Insulating materials

PC+ABS - Halogen Free Polycarbonate + ABS

PVC - Polyvinyl Chloride

PP - Halogen Free Polypropylene

PA6 - Halogen Free Polyamide 6

PA12 - Halogen Free Polyamide 12

PU - Polyurethane

PE - Polyethylene

NBR - NBR rubber

PET - Thermoplastic Polyester

TPV - Thermoplastic

Any information included in this document is property of Pemsa®. It cannot be copied, total or partially, nor disclosed to third parties nor used without the explicit and written authorization by Pemsa®. These documents total or partially, can be subject to patent and/or be patent pending and therefore protected by intellectual and industrial property rights. Pemsa, Rejiband, Pemsaband, Inducanal, Rejitech, Megaband, Pemsaflex are registered trademarks property of "Pemsa Cable Management, S.A."

Megaband 100 120 (Ref: 92064300)

Load diagrams

Ensayos de carga CTA instalaciones horizontales

Valores obtenidos según la norma IEC 61537 edición 3, con un coeficiente de seguridad del 170% y sin alcanzar en ningún caso el colapso. La unión de los tramos de bandejas debe estar situada a una distancia del apoyo de entre L/4 y L/5, siendo L la distancia entre apoyos.

Load Tests for SWL mounted in the horizontal plane

Values obtained according to the IEC 61537 standard, edition 3, with a safety coefficient of 170% without ever reaching the collapse point. Tray section joints be situated at a support distance of between L/4 and L/5, L being the distance between supports.

Essais de charge de travail admissible (CTA) pour les installations horizontales

Valeurs obtenues conformément à la norme CEI 61537 édition 3, avec un coefficient de sécurité de 170 % et sans jamais atteindre l'effondrement. La jonction des sections du chemin de câbles doit être située à une distance du support comprise entre L/4 et L/5, où L est la distance entre les supports.

Ensaios de carga CTA em instalações horizontais

Valores obtidos de acordo com a norma IEC 61537 edição 3, com um coeficiente de segurança de 170% e sem nunca atingir o colapso. A junção das secções de caminhos de cabos deve estar localizada a uma distância do suporte entre L/4 e L/5, sendo L a distância entre apoios.

mm	mm	mm2
100	100	7.318
	150	11.118
	200	15.118
	300	22.918
	400	30.718
	450	34.518
	500	38.518
	600	46.318
	750	57.918
	900	69.718

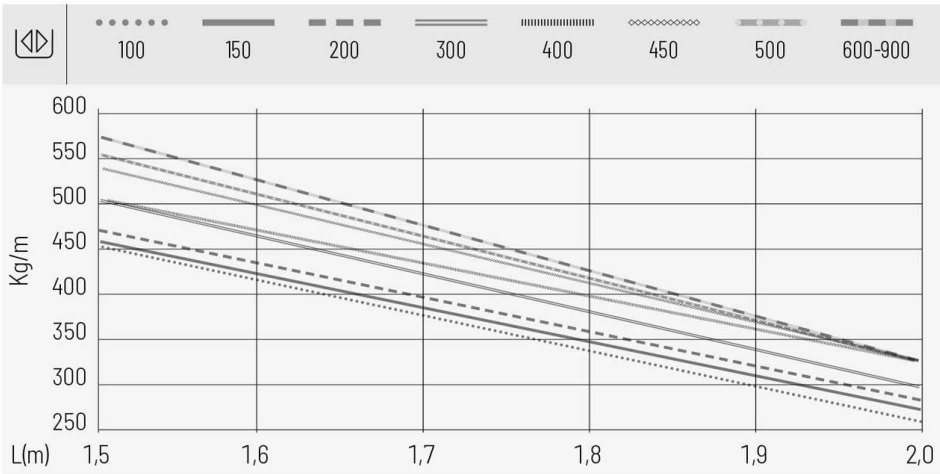

Any information included in this document is property of Pemsa®. It cannot be copied, total or partially, nor disclosed to third parties nor used without the explicit and written authorization by Pemsa®. These documents total or partially, can be subject to patent and/or be patent pending and therefore protected by intellectual and industrial property rights. Pemsa, Rejiband, Pemsaband, Inducanal, Rejitech, Megaband, Pemsaflex are registered trademarks property of "Pemsa Cable Management, S.A."

Megaband 100 120 (Ref: 92064300)

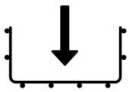

Ensayos de carga CTA instalaciones horizontales

Valores obtenidos según la norma IEC 61537 edición 3, con un coeficiente de seguridad del 170% y sin alcanzar en ningún caso el colapso. La unión de los tramos de bandejas debe estar situada a una distancia del apoyo de entre L/4 y L/5, siendo L la distancia entre apoyos.

Load Tests for SWL mounted in the horizontal plane

Values obtained according to the IEC 61537 standard, edition 3, with a safety coefficient of 170% without ever reaching the collapse point. Tray section joints be situated at a support distance of between L/4 and L/5, L being the distance between supports.

Essais de charge de travail admissible (CTA) pour les installations horizontales

Valeurs obtenues conformément à la norme CEI 61537 édition 3, avec un coefficient de sécurité de 170 % et sans jamais atteindre l'effondrement. La jonction des sections du chemin de câbles doit être située à une distance du support comprise entre L/4 et L/5, où L est la distance entre les supports.

Ensaios de carga CTA em instalações horizontais

Valores obtidos de acordo com a norma IEC 61537 edição 3, com um coeficiente de segurança de 170% e sem nunca atingir o colapso. A junção das secções de caminhos de cabos deve estar localizada a uma distância do suporte entre L/4 e L/5, sendo L a distância entre apoios.

mm	mm	mm²
120	100	9.238
	150	14.138
	200	19.038
	300	28.838
	400	38.638
	450	43.538
	500	48.438
	600	58.238
	750	72.938
	900	87.638

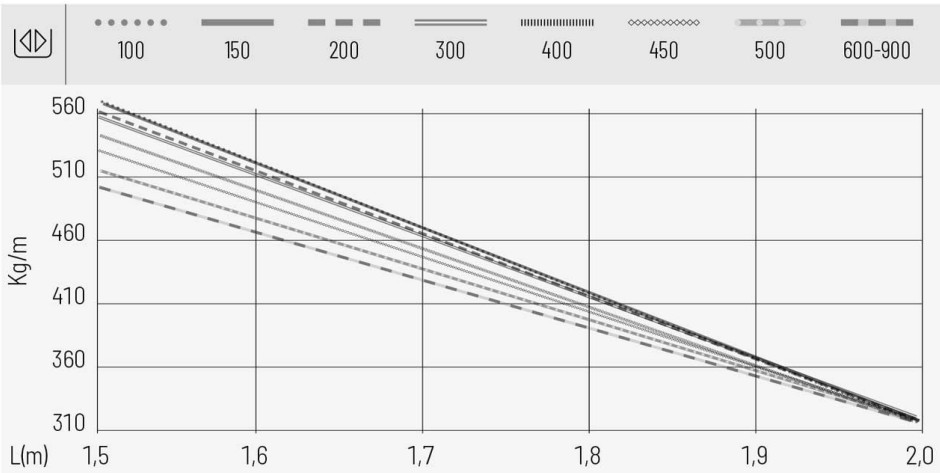

mm	mm	mm²
150	100	12.028
	150	18.453
	200	24.878
	300	37.728
	400	50.578
	450	57.003
	500	63.428
	600	76.278
	700	89.128
	750	95.553
	800	101.978
	900	114.828
	1000	127.678

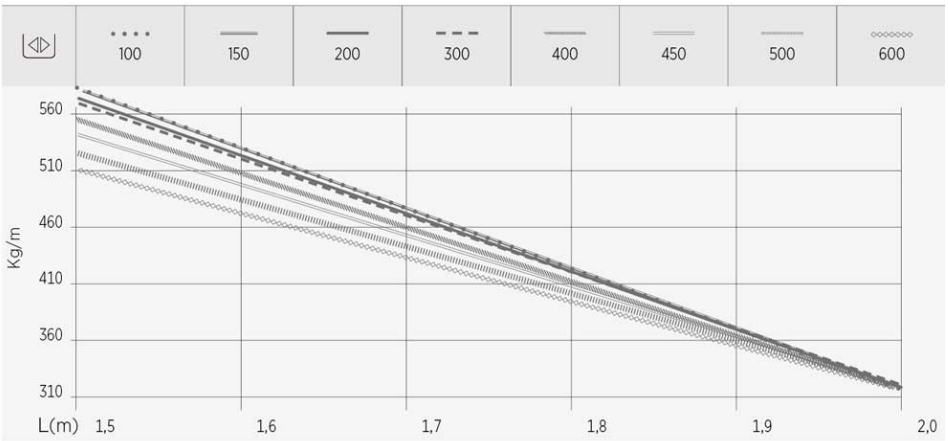

Product applications

Any information included in this document is property of Pemsa®. It cannot be copied, total or partially, nor disclosed to third parties nor used without the explicit and written authorization by Pemsa®. These documents total or partially, can be subject to patent and/or be patent pending and therefore protected by intellectual and industrial property rights. Pemsa, Rejiband, Pemsaband, Inducanal, Rejitech, Megaband, Pemsaflex are registered trademarks property of "Pemsa Cable Management, S.A."

Megaband 100 120 (Ref: 92064300)

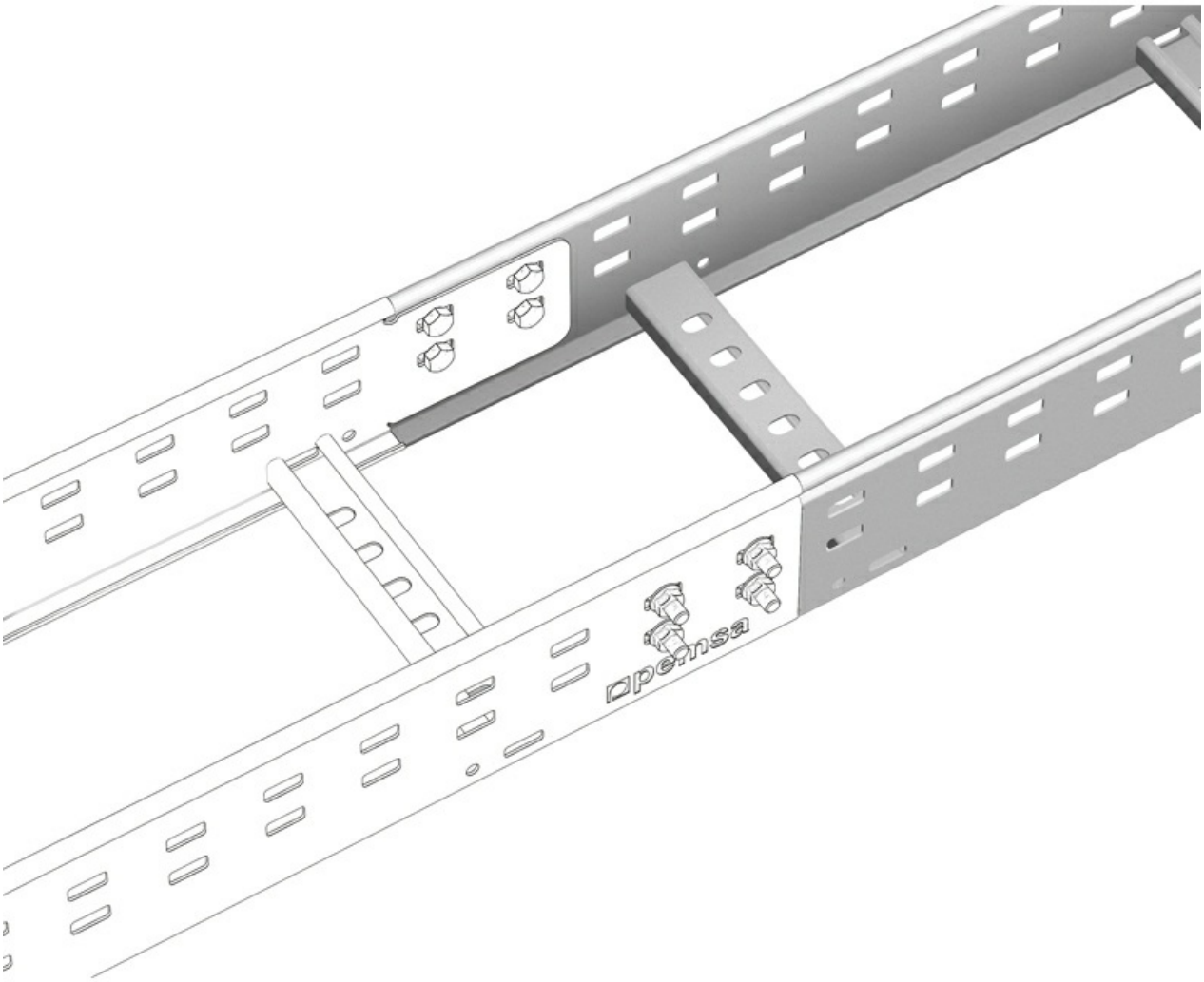

Any information included in this document is property of Pemsa®. It cannot be copied, total or partially, nor disclosed to third parties nor used without the explicit and written authorization by Pemsa®. These documents total or partially, can be subject to patent and/or be patent pending and therefore protected by intellectual and industrial property rights. Pemsa, Rejiband, Pemsaband, Inducanal, Rejitech, Megaband, Pemsaflex are registered trademarks property of "Pemsa Cable Management, S.A."