

Description

Ladder designed for industrial environments with high loads. Of 60 mm height, Width 300 mm, With PG protection system, PG3 finish. The Megaband® ladder consists of welded and alternating rungs, 60 mm high and safety edge to protect and strengthen the ladder. Assembly using the Click system for quick connection between sections and accessories. Made of steel, in various sizes and Protection Systems. It is supplied in 3 metre sections.

Advantages

Wide variety of sizes, protection systems and accessories to adapt to the requirements of each electrical installation.

In accordance with IEC 61537 standard. Conforms to NEMA VE-1 standards. CE conformance with directive 2014/35 / EU.

Excellent robotic welding of rungs to the siderails. Maximum load capacity guaranteed.

The rungs are mounted alternately up and down to allow the fixing of the cables.

Joining of ladder using the Click connector system.

Applications

Channeling, Protection and distribution of cables in Electrical installations in Industrial applications: Power Plants, Petrochemical, Chemical, Oil & Gas. Exterior applications with humid environments.

Solutions



INDUSTRIA PETROQUÍMICA ENERGÍA



www.pemsa-rejiband.com

Any information included in this document is property of Pemsa®. It cannot be copied, total or partially, nor disclosed to third parties nor used without the explicit and written authorization by Pemsa®. These documents total or partially, can be subject to patent and/or be patent pending and therefore protected by intellectual and industrial property rights. Pemsa, Rejiband, Pemsaband, Inducanal, Rejitech, Megaband, Pemsaflex are registered trademarks property of "Pemsa Cable Management, S.A."







Product data			
Protection System	PG	u	3
Finish	PG3, Pregalvanised	Material	Steel with surface coating
Resistance Class	Class 3	Impact Strength (J)	20 J
Flange (mm)	60	Thickness (mm)	1.5
Width (mm)	300	Section (mm2)	11078
Length (m)	3	Working temperature range (°C)	-50 / 150 °C
kg/u	2.760	Fire resistance	A1 No combustible

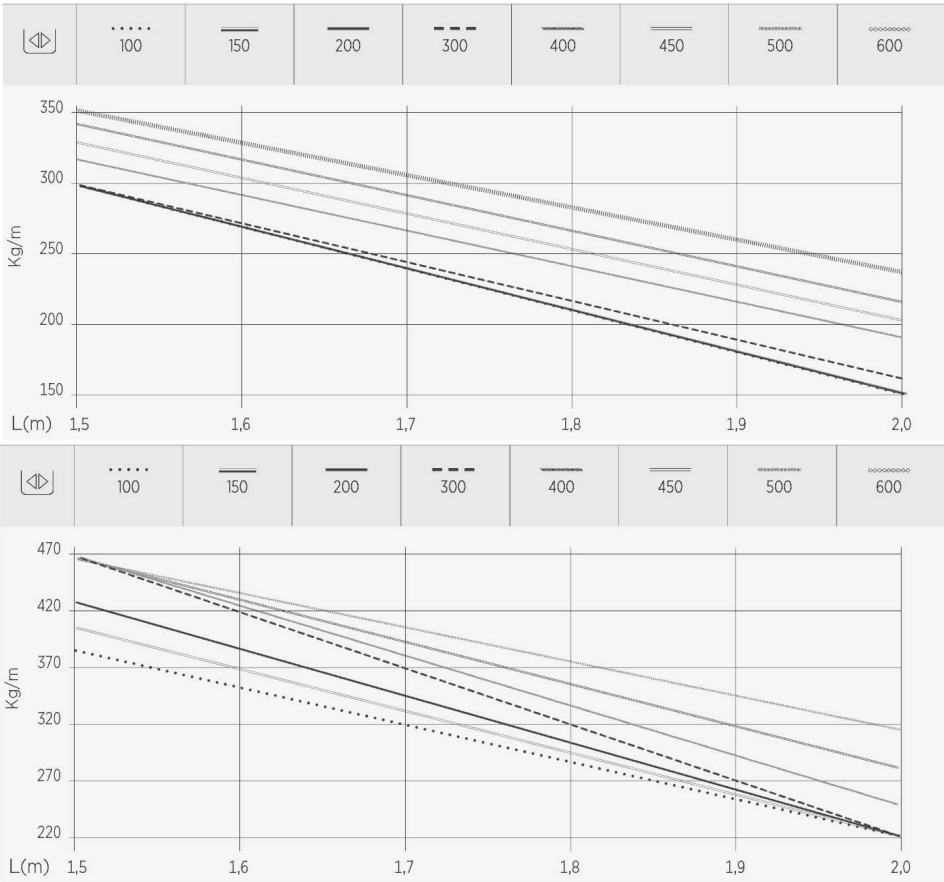
Protection System
CU - Copper electroplated
PG - Pregalvanised
EZ - Electrogalvanised
BC - Electrogalvanised Bichromate
BK8 - High Resistance Coating
GC - Hot Dip Galvanising
INOX - Stainless Steel
PT - Polyester Paint
AL - Aluminum
LN - Brass or Nickel-plated brass

Insulating materials
PC+ABS - Halogen Free Polycarbonate + ABS
PVC - Polyvinyl Chloride
PP - Halogen Free Polypropylene
PA6 - Halogen Free Polyamide 6
PA12 - Halogen Free Polyamide 12
PU - Polyurethane
PE - Polyethylene
NBR - NBR rubber
PET - Thermoplastic Polyester
TPV - Thermoplastic



Load diagrams

 mm	 mm	Sección mm²
60	100	3.478
	150	5.378
	200	7.278
	300	11.078
	400	14.878
	450	16.778
	500	18.678
	600	22.478
	700	26.278
	800	30.078
85	900	33.878
	1000	37.678
 mm	 mm	Sección mm²
85	100	5.878
	200	12.178
	300	18.478
	400	24.778
	500	31.078
	600	37.378
	700	43.678
	800	49.978
	900	56.278
	1000	62.578



Product applications



www.pemsa-rejiband.com

Any information included in this document is property of Pemsa®. It cannot be copied, total or partially, nor disclosed to third parties nor used without the explicit and written authorization by Pemsa®. These documents total or partially, can be subject to patent and/or be patent pending and therefore protected by intellectual and industrial property rights. Pemsa, Rejiband, Pemsaband, Inducanal, Rejitech, Megaband, Pemsaflex are registered trademarks property of "Pemsa Cable Management, S.A."



