pemsa

Cable Management System

Tubos, Conduits

Sistemas de Tubos, Racores y Prensaestopas

Conduit, Connectors and Cable Gland Systems

Systèmes de Conduits, Raccords et Presse-Etoupes





www.pemsa-rejiband.com

Web-site

pemsa

www.pemsa-rejiband.com

Visita las siguientes seccionesVisit the following pagesVisitez les sections suivantes

Novedades y Catálogo de productoNews and product CatalogueNouveautés et catalogue de produits

ESP

ENG

Soporte TécnicoTechnical SupportSupport Technique

ESP

ENG

Documentación y DescargasDocument DownloadsDocumentation et Téléchargement

ESP

ENG

Soluciones de ProductoProduct SolutionsSolutions de Produits

- **Food Industry** — Food, Bakery, Beveranges, Dairy, etc.
- **Chemical / Pharma Industry** — Laboratories, Research centres, Chemical and Water treatment plants.
- **Petrochemical Industry** — Refineries, Distribution centres, Nuclear and Thermal plants.
- **Energy** — Biomass, Thermosolar, Cogeneration, Wind, etc.
- **Photovoltaic** — Plants, Roofs, Solar farms, etc.
- **Data Centers** — Data processing centres, IT instalattions etc.
- **Building / Tertiary** — Shopping centres, Schools, Hospitals, Stations, Airports, Offices, Car Parking.
- **Tunnels** — Highway/road, Train, Underground, Service and maintenance.
- **Railway app.** — Trains, Railway devices, Automobile.
- **E90 Fire Resistance** — Fire resistance of the electric cable system required to maintain circuit integrity.

ESP

ENG

Cable Management System

		Empresa / Company / Empresa	02-03
		Info / Info / Info	04-05
2		Sistemas de Tubos, Racores y Prensaestopas Conduit, Connectors and Cable gland Systems Sistema de Tubos, Racores e Bucims	06-07
2.0		Guía de Selección y Novedades / Selection Guide & News / Guia de Seleção e Novidades	06-09
2.1	**Plastic 7035**	Tubos Rígidos y flexibles plásticos color RAL 7035 Rigid and flexible conduits RAL 7035 colour Tubos Rígidos flexibles y Plásticos cor RAL 7035	11-18
2.2	**Metal**	Tubos Rígidos metálicos Rigid Metal Conduits Tubos Rigidos metálicos	19-28
2.3	**Flexibl**	Tubos flexibles para aplicaciones generales e industriales Flexible conduits for general and industrial applications Tubos flexíveis para aplicações gerais e industriais	29-36
2.4	**Pemsaflex**	Tubos flexibles para aplicaciones industriales Flexible conduits for industrial applications Tubos flexíveis para aplicações industriais	37-56
2.5	**Prensaestopas**		57
		Guía de Selección y Novedades / Selection Guide & News / Guia de Seleção e Novidades	58-59
		Prensaestopas plásticos y metálicos IP68 IP54 Plastic and metal Cable glands IP68 I54 Bucims plásticos e metálicos IP68 IP54	60-71
		Información Técnica / Technical information / Informação técnica	73-75
1		Sistemas de Bandejas Portacables, Soportes y accesorios Cable Management System, Supports and accessories Sistema de Calhas Portacabos, Suportes e acessórios	
1.0		Guía de Selección y Acabados / Selection Guide & Finishes / Guia de Seleção e Acabamentos	
1.1	**rejiband®**	Sistema de Bandejas de rejilla electrosoldada Electrowelded Wire mesh cable trays Calha metálica em varão electrosoldado	
1.1	**rejitech®**	Soporte de cables para falsos techos Cable support for false ceilings Suporte de cabos para falsos tectos	
1.2	**pemsaband®** **inducanal®**	Bandeja de Chapa perforada y ciega Perforated and solid cable trays Calhas de chapa perfurada e Canais	
1.3	**megaband®**	Bandeja de escalera para aplicaciones industriales Ladder for Industrial Applications Calha de escada para aplicações industriais	
1.4	**pemsaband® PQ**	Bandeja de chapa para aplicaciones industriales Cable tray for industrial applications Calha de chapa para aplicações industriais	
1.5	**Support System**	Gama de Soportes, railes y estructuras Supports, Channels and structures range Gama de suportes, rails e estruturas	
1.6	**Torn**	Gama de elementos de conexión para Sistemas de Bandejas Range of fixings for Cable Tray Systems Gama de elementos de fixação para Sistemas de Calhas	

Grandes Retos. Grandes Soluciones

Tenemos la solución para la canalización de cables. Innovamos y crecemos desde hace más de 40 años.

Fiabilidad

Confía en Pemsa. Reducimos sus costes, cumplimos especificaciones y plazos de entrega.

Te ofrecemos la solución más adecuada.

Amplio Stock de referencias y productos.

Equipo de profesionales para atender cualquier consulta.

Soluciones para profesionales

Sistemas de producto que hacen mejor tu instalación.

Todas las Soluciones en Bandejas y Tubos.

Diseñadas y ensayadas según los estándares internacionales.

Soluciones específicas para Alimentaria, Petroquímica, Infraestructuras...

Productos desarrollados a partir de nuestra experiencia y la tuya.

Major Challenges. Great Solutions

We have the solution for cable trays. Innovations and growth for more than 40 years.

Reliability

Trust in Pemsa. We reduce costs, meet specifications and deadlines.

We offer the best solution.

Large stock of references and products.

Professional team to respond to your requests and enquiries.

Solutions for professionals

Product systems for the best installation.

Complete systems of trays and conduits.

Designed and tested to International standards.

Specific solutions for Food Industry, Petrochemical, Infrastructure...

Products developed from our experience and yours.

Grands défis. Grandes solutions

Nous avons la solution pour la canalisation de câbles. Nous innovons et nous grandissons depuis plus de 40 ans.

Fiabilité

Faites confiance à Pemsa. Nous réduisons vos coûts, nous respectons les spécifications et les délais de livraison.

Nous vous offrons la solution la plus adaptée.

Vaste stock de références et de produits.

Une équipe de professionnels à votre écoute pour vos commandes et vos consultations.

Solutions pour les professionnels

Systèmes de produits qui améliorent votre installation.

Tous les systèmes de chemins de câbles et de tubes.

Conçus et testés selon les normes internationales.

Solutions pour les secteurs : Alimentaire, Pétrochimie, Infrastructures...

International

Présents dans plus de 50 pays.

Connaissance et contrôle des marchés.

Filiales et propres structures au R.U, France, Portugal et Colombie.

Accords de collaboration avec d'importants partenaires et entreprises du secteur.





Certificaciones y Homologaciones obtenidas
Certifications and Approvals obtained
Certifications et Homologations obtenues



Presencia Internacional

Pemsa desarrolla su vocación internacional a través de sus Filiales, **Pemsa UK, Pemsa France, Pemsa Portugal** y **Pemsa Latinoamérica.** y clientes de los 5 continentes, Oriente Medio, Dubai, Arabia Saudí, Alemania, Bélgica, Italia, Grecia, Marruecos, Senegal, Sudáfrica, Nueva Zelanda, Estados Unidos, Panamá, Costa Rica, Colombia, Ecuador, Perú, Bolivia.

International Presence

Pemsa develop its international presence through its Branches, **Pemsa UK, Pemsa France, Pemsa Portugal** and **Pemsa Latin America,** and customers established in the five continents: Middle East, Dubai, Saudi Arabia, Germany, Belgium, Italy, Greece, Morocco, Senegal, South Africa, New Zealand, U.S.A., Panama, Costa Rica, Colombia, Ecuador, Peru, Bolivia...

Présence internationale

Pemsa consolide un stade de développement à l'international avec une présence directe et propre marque: **Pemsa Royaume-Uni, Pemsa France, Pemsa Portugal,** et **Pemsa Latinoamericaine.** En outre, nous continuons à accroître notre présence dans les Cinq continents, Middle East, Dubaï, Arabie Saoudite, Allemagne, Belgique, Italie, Grèce, Maroc, Sénégal, Afrique du Sud, Nouvelle-Zélande, États-Unis, Panama, Costa Rica, Colombie, Equateur, Pérou, Bolivie, ...



pemsa

Certificaciones y Homologaciones

Marcado N de AENOR. Bandejas y soportes

rejiband® y **pemsaband®** han obtenido el marcado N de AENOR que certifica que han superado los requisitos de la norma europea, UNE-EN-61537, "Sistemas de bandejas y de bandejas de escalera para la conducción de cables", donde se especifican las condiciones de seguridad, ensayos, características técnicas, etc., que deben cumplir las bandejas.

Certificado N:

rejiband®	pemsaband®	Soportes
030/002090	030/002096	030/002089

Marcado N de AENOR. Tubos Rígidos

Tubos rígidos metálicos RR y RL están certificados por AENOR superando los requisitos y ensayos cumpliendo las normas europeas, UNE-EN 61386-1:2005 y UNE-EN 61386-21:2005, donde se especifican las condiciones de seguridad, ensayos, características técnicas, etc., que deben cumplir los tubos.

Certificado N: Tubos Rígidos Metálicos
030/002199

E90. Resistencia al Fuego

Las bandejas metálicas **rejiband®** y **pemsaband®** han superado el ensayo de la norma alemana DIN 4102-12, que ensaya el conjunto del instalación eléctrica, bandejas y cables, certificando que se mantienen las propiedades eléctricas de la instalación durante 90 minutos a más de 1000ºC.

Certificación UL. Continuidad eléctrica asegurada

Esta certificación acredita que la bandeja **rejiband®** y **pemsaband®** asegura una buena continuidad entre tramos de la bandeja y que podrían usarse éstas en determinadas condiciones como función de tierra sin necesidad de conductor adicional de protección.

Acabado BYCRO acorde con RoHS 2002/95/CE

Pemsa ha eliminado el Cromo Hexavalente y metales pesados de sus procesos de producción, fabricando su bandeja **rejiband®** acabado BYCRO de acuerdo con las últimas directivas medioambientales.

Certifications and Approvals

AENOR N mark. Trays and supports

rejiband® and **pemsaband®** are the only metal trays on the market that have achieved the N mark of AENOR. This certifies that the N marked **rejiband®** and **pemsaband®** have exceeded the requirements of European standard EN-61537, "Cable Management - Cable Tray Systems and Cable Ladder Systems" which specifies the security, testing, technical features, etc., which the trays must meet.

N Certificate:

rejiband®	pemsaband®	Supports
030/002090	030/002096	030/002089

AENOR N mark. Rigid conduits

Rigid metallic conduits, researched, developed and provided by Pemsa, have been certified by AENOR that they have passed compliance testing requirements and European standards UNE-EN 61386-1:2005 and UNEEN 61386-21:2005, which specifies the safety, testing, technical features, etc., to be met by conduits.

N Certificate: Rigid Metal Conduits
030/002199

E90. Fire resistance

rejiband® and **pemsaband®** have successfully exceeded the fire resistance tests defined by the German Standard DIN 4102-12 "Fire behaviour of building materials and elements, Fire resistance of electric cable systems required to maintain circuit integrity", by withstanding 1000ºC (1832ºF) temperature for 90 minutes, thus obtaining the E90 certification.

UL Classified. Electrical Continuity guaranteed

This certification ensures, when using **rejiband®** wire mesh tray and **pemsaband®** cable tray, that the correct electrical continuity between trays exists which could, under certain circumstances, be used as a protective earth without using any additional protective conductor. Any protective conductor would connect all earthed points of an installation to the earth conductor, in order to eliminate the risks through indirect contact.

BYCRO finish in compliance with RoHS 2002/95/EC

Pemsa has removed all hexavalent chromium and heavy metals from their production processes, ensuring that their BYCRO **rejiband®** finish complies with all of the latest environmental directives.

Certificats et Homologations

Marque N d'AENOR. Calhas e Suportes

rejiband® et **pemsaband®** sont les seuls chemins de câbles métalliques du marché à avoir obtenu le marquage N d' AENOR. Ce marquage certifie que **rejiband®** et **pemsaband®** sont conformes aux exigences de la norme européenne NF-EN-61537 : « Systèmes de chemin de câbles et systèmes d'échelle à câbles pour conduits de câblages», où sont définies les conditions de sécurité, les essais, les caractéristiques techniques, etc ; auxquels doivent s'adapter les chemins de câbles.

Certificat N:

rejiband®	pemsaband®	Supports
030/002090	030/002096	030/002089

Marque N de AENOR. Tubes rigides

Tubes rigides métalliques RR et RL élaborés et commercialisés par Pemsa, lesquels sont certifiés AENOR et ont surpassé les conditions et essais requis en obtenant les normes européennes, NF-EN 61386-1:2005 et NF-EN 61386-21:2005, où sont spécifiées les conditions de sûreté, essais, caractéristiques techniques, etc., que doivent accomplir les tubes.

Certificat N: Tubes rigides métalliques
030/002199

E90. Résistance au feu

Le chemin de câbles **rejiband®** et **pemsaband®**, a réussi le test de la norme allemande DIN 4102-12 qui teste l'ensemble de l'installation électrique, chemins de câbles inclus, certifiant que le courant électrique de l'installation est maintenues pendant 90 minutes à plus de 1000ºC.

Certification UL. Continuité électrique assurée

Cette certification garantit que le chemin de câbles **rejiband®** et **pemsaband®**, assure une bonne continuité entre les différentes sections et que celles-ci pourraient être utilisées dans des conditions déterminées comme fonction de branchement à la terre, sans rajouter un conducteur supplémentaire de protection.

Finition BYCRO conforme à la norme RoHS 2002/95/CE

Pemsa a éliminé le Chrome Hexavalent de ses procédés de production, et fabrique désormais son chemin de câbles **rejiband®** finition BYCRO conformément aux dernières Directives Environnementales.

Ventajas del líder

ATENCIÓN AL CLIENTE
Tel: **902 171 817**
Fax: **918 023 382**
@ **atencioncliente@pemsa-rejiband.com**

Etiquetas gráficas

Permite una perfecta identificación de todas las Gamas de Producto.

- Facilita el almacenamiento.
- Permite la identificación del producto durante todo el proceso de fabricación.
- Incluye: código de barras EAN 13, número de referencia, unidades que contiene, tipo acabado y dimensiones de la pieza.

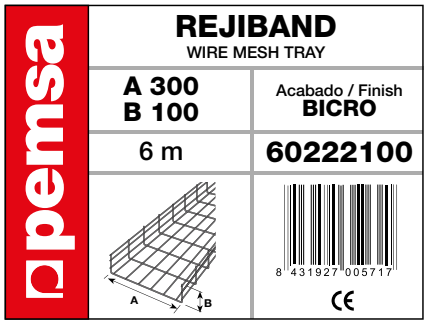

Embalaje protector

Permite una perfecta identificación de todos los elementos del sistema **rejiband**®.

- Con film termosellado y etiqueta identificadora.
- Garantiza la máxima protección y un perfecto almacenamiento.

CE

Marcado CE

Todos los productos de este catálogo cumplen con las directrices CE.

Código EAN

Todos los productos de este catálogo llevan asignado su correspondiente código de barras europeo de 13 dígitos (EAN).

Leader Advantages

CUSTOMER SERVICE
Tel: **+34 91 802 34 99**
Fax: **+34 91 802 34 82**
@ **export@pemsa-rejiband.com**

CUSTOMER SERVICE UK
Tel: **0113 277 9090**
Fax: **0113 277 5939**
@ **sales@pemsa.co.uk**

Graphic Labels

Allows perfect identification of all the product ranges.

- Facilitates storage.
- Allows product identification during the entire manufacturing process.
- Includes the following: 13-digit EAN bar code, reference number, the units it contains, type of finish and part dimensions.

Protective packaging

Allows perfect identification of all elements of the **rejiband**® system.

- With heat-sealed film and identification label.
- It ensures maximum protection and perfect storage.

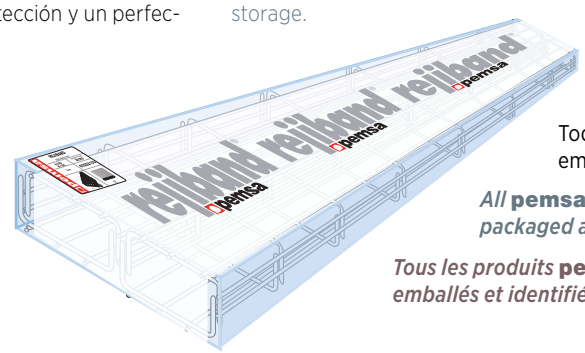

Todos los productos **pemsa** se entregan embalados e identificados

All **pemsa** *products are delivered packaged and identified*

Tous les produits **pemsa** *sont livrés emballés et identifiés*

CE Marking

All products in this catalogue comply with CE directives.

EAN Code

All products in this catalogue have been assigned their corresponding 13-digit, European bar code (EAN).

8 431927 005717

Avantages de Leader

SERVICE CLIENT
Tel: **+33 01 60 86 75 65**
Fax: **+33 01 60 87 11 83**
@ **service-client@pemsa.fr**

Etiquettes graphiques

Permet une parfaite identification de tous les gammes du produits

- Facilite le stockage.
- Permet l'identification du produit pendant tous le processus de production.
- Inclue: code EAN 13, référence article, nombre d'unités contenues, type de finition et dimensions de l'article.

Emballage de protection

Permet une parfaite identification de tous les chemins de câbles du système **rejiband**®.

- Avec un film thermo-retracté et une étiquette d'identification.
- Garantie une protection maximale et un stockage idéal des produits.

Marquage CE

Tous les produits de ce catalogue répondent aux directives CE.

Codification EAN

Tous les produits de ce catalogue possèdent un code de barres européen correspondant à 13 chiffres (EAN).

pemsa

Sistema de Tubos Pemsa
Guía de selección

Pemsa Conduits System
Selection guide

Systèmes de Conduits Pemsa
Guide de sélection



	Pemsa Plastic 7035 System					Pemsa Metal Rigid			
Denominación *Designation* *Désignation*	RLH	RPVC	TM-PVC 7035	CLH	TFA 7035	RL / RLGC	RR / RRGC	RAL	RINOX
Tubo *Conduit* *Conduit*									
Características / *Features* / Caractéristiques									
Ⓜ	LH	PVC	PG	LH	PVC	EZ	GC	EZ	GC	Aluminio/ Aluminium	304
Ⓜ			PVC		PVC						
DN/SW min.	DN16	DN16	DN7	DN16	DN7	DN16		DN16		DN16	DN20
DN /SW max.	DN63	DN63	DN48	DN63	DN48	DN63		DN63		DN63	DN40
°C	−15ºC	−15ºC	−5ºC	−15ºC	−5ºC	−45ºC		−45ºC		−45ºC	−45ºC
	+90ºC	+90ºC	+60ºC	+90ºC	+60ºC	+400ºC		+400ºC		+250ºC	+250ºC
UV	Alta / *High* / *Haute*				Media *Medium* Moyenne	Muy Alta / *Very High* / *Très haute*					
Flex	Rígido / *Rigid* / *Rigide*			Media / *Medium* / *Moyenne*		Rígido / *Rigid* / *Rigide*					
HF	OK according to IEC 60754-1	OK according to IEC 60754-1		OK according to IEC 60754-1		OK		OK		OK	OK
	OK	OK	OK	OK	OK	OK		OK		OK	OK
IP	IP54	IP54	IP54	IP67	IP40 / IP65	IP54		IP54		IP54	IP54
IEC 61386	4432	4432	4421	2232	2421	5557		5557		4456	5556
Homologaciones / *Approvals* / Homologations									
IEC 61386	CE RoHS BYCERO IEC 61386	CE RoHS BYCERO IEC 61386	CE RoHS BYCERO IEC 61386	CE RoHS BYCERO IEC 61386	CE RoHS BYCERO IEC 61386	CE RoHS BYCERO AENOR IEC 61386		CE RoHS BYCERO AENOR IEC 61386		CE RoHS BYCERO IEC 61386	CE RoHS BYCERO IEC 61386
Aplicaciones / *Applications* / Applications									
Tertiary	●	●	●	●	●	●		●		●	●
Tunnels	●	●	●	●	●	●		●		●	●
Photovoltaic/ Energy	●	●	●			●		●		●	●
Data Centers	●	●		●	●						
Food Industry	●	●									●
Petrochemical Industry	●	●				●		●		●	●
Railway app.			●	●	●						
	176	178	180	180	180	184, 188		184, 188		190	192

Sistema de Tubos Pemsa
Guía de selección

Pemsa Conduits System
Selection guide

Systèmes de Conduits Pemsa
Guide de sélection

Pemsa Flexible Metal & Plastic				Pemsaflex /Polyamide System					
TFA	TM	TM-PVC	ECOFLEX	LG-PA	ST-PA	RF-PA	RB-PA	RB-PU	MACRO FLEX
									

Denominación *Designation* *Désignation*
Tubo *Conduit* *Conduit*

Características / *Features* / Caractéristques

PVC	PG	PG	PG	Poliamida/ Polyamide/PA 6	Poliamida/ Polyamide/PA 6	Poliamida/ Polyamide/PA 6	Poliamida/ Polyamide/PA 12	Poliuretano/ Polyurethane/ PU	Poliamida/ Polyamide/PA 6	Ⓜ
PVC		PVC	PVC							Ⓜ
07	07	07	07	07	07	07	07	17	52	**DN/SW min.**
48	48	48	48	48	48	48	70	70	90	**DN/SW max.**
–5ºC	–45ºC	–5ºC	–5ºC	–40ºC	–40ºC	–40ºC	–50ºC	–5ºC	–40ºC	℃
+60ºC	+150ºC	+60ºC	+60ºC	+105ºC	+105ºC	+105ºC	+105ºC	+90ºC	+105ºC	
Media Medium Moyenne	Muy Alta Very High Très haute	Media Medium Moyenne	Media Medium Moyenne	Alta High Haute	Muy Alta Very High Très haute	Muy Alta Very High Très haute	Muy Alta Very High Très haute	Muy Alta Very High Très haute	Muy Alta Very High Très haute	UV
Alta High Haute	Alta High Haute	Alta High Haute	Alta High Haute	Alta High Haute	Alta High Haute	Media Medium Moyenne	Muy Alta Very High Très haute	Muy Alta Very High Très haute	Media Medium Moyenne	Flex
	OK			OK	OK	OK	OK	OK	OK	HF
OK	OK	OK	OK	OK	OK	OK	OK	OK	OK	
IP40 / IP65	IP40	IP65	IP65	IP54 / IP67	IP54 / IP67	IP54 / IP67	IP54 / IP67	IP54 / IP67	IP54 / IP67	IP
2421	4455	4421	3421	2443	2443	3443	2422	1522	2453	IEC 61386

Homologaciones / *Approvals* / Homologations

CE RoHS DYCERO IEC 61386	CE RoHS DYCERO IEC 61386	CE RoHS DYCERO IEC 61386	CE RoHS DYCERO IEC 61386	CE RoHS DYCERO IEC 61386	CE RoHS DYCERO IEC 61386	CE RoHS cULus DB IEC 61386	CE RoHS cULus DB IEC 61386	CE RoHS cULus DB IEC 61386	CE RoHS cULus cSAus NF DB IEC 61386 DNV	IEC 61386

Aplicaciones / *Applications* / Applications

●	●	●	●	●	●				●	Tertiary
●	●	●	●	●	●					Tunnels
		●	●	●	●	●	●	●	●	Photovoltaic/ Energy
●				●	●	●	●	●	●	Data Centers
										Food Industry
		●	●	●	●	●			●	Petrochemical Industry
●	●	●	●	●	●	●	●	●	●	Railway app.

194	194	195	195	202	202	202	203	203	203	+i

pemsa

RPVC Sistema / *System* / *Système*

NovedadesNewsNouveautés

Reduce el tiempo de instalación un 45%
45% Time Savings
Réduit l'installation de 45%

178

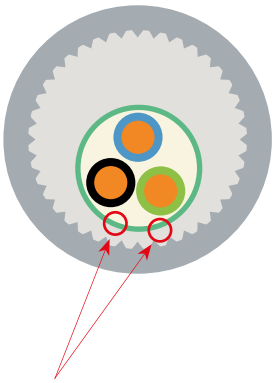

Menor Rozamiento
Less Friction
Réduction du Frottement

Amplia Gama de Clips de Fijación
Wide Range of Fixing Clips
Large Gamme de Clips de Maintien

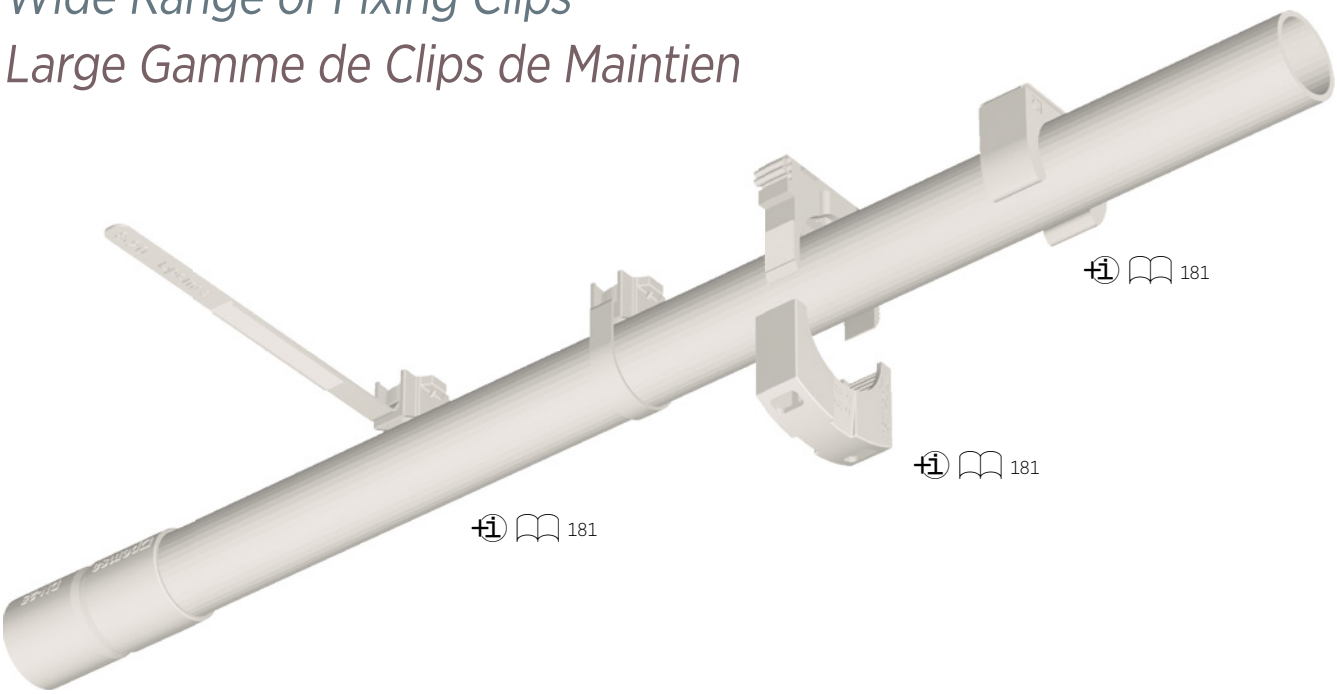

181

181

181

NovedadesNewsNouveautés

Plastic **RAL 7035**

RLH

RPVC

Gama Completa
Complete Range
Gamme Complète



RAL 7035 Gris Claro
Light Grey
Gris Clair



IEC 61386

171-181

Metal **RRGC RLGC**

GC Galvanizado en Caliente
Hot Dip Galvanised
Galvanisation à Chaud

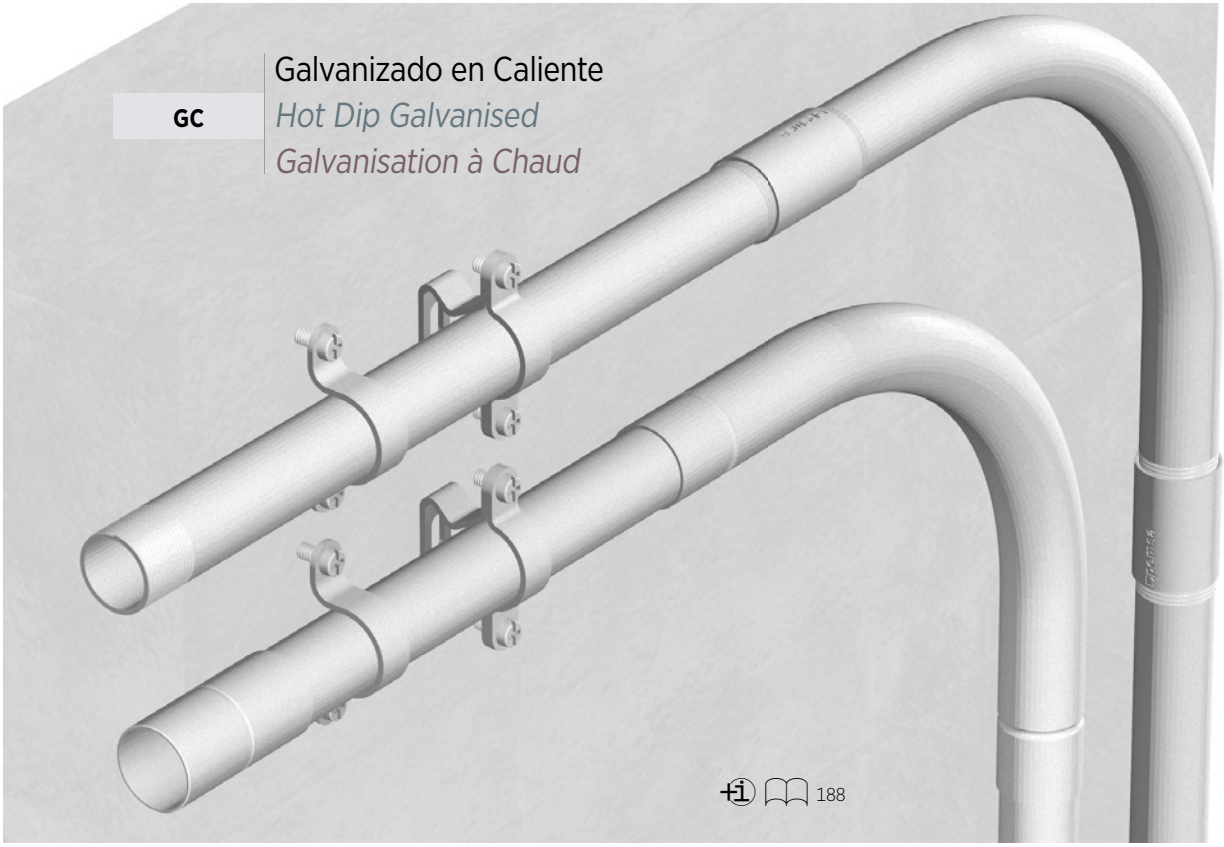

188

Plastic 7035

Tubos rígidos y flexibles plásticos color RAL 7035

Rigid and flexible conduits RAL 7035 colour

Conduits rigides et flexibles plastiques coleur RAL 7035

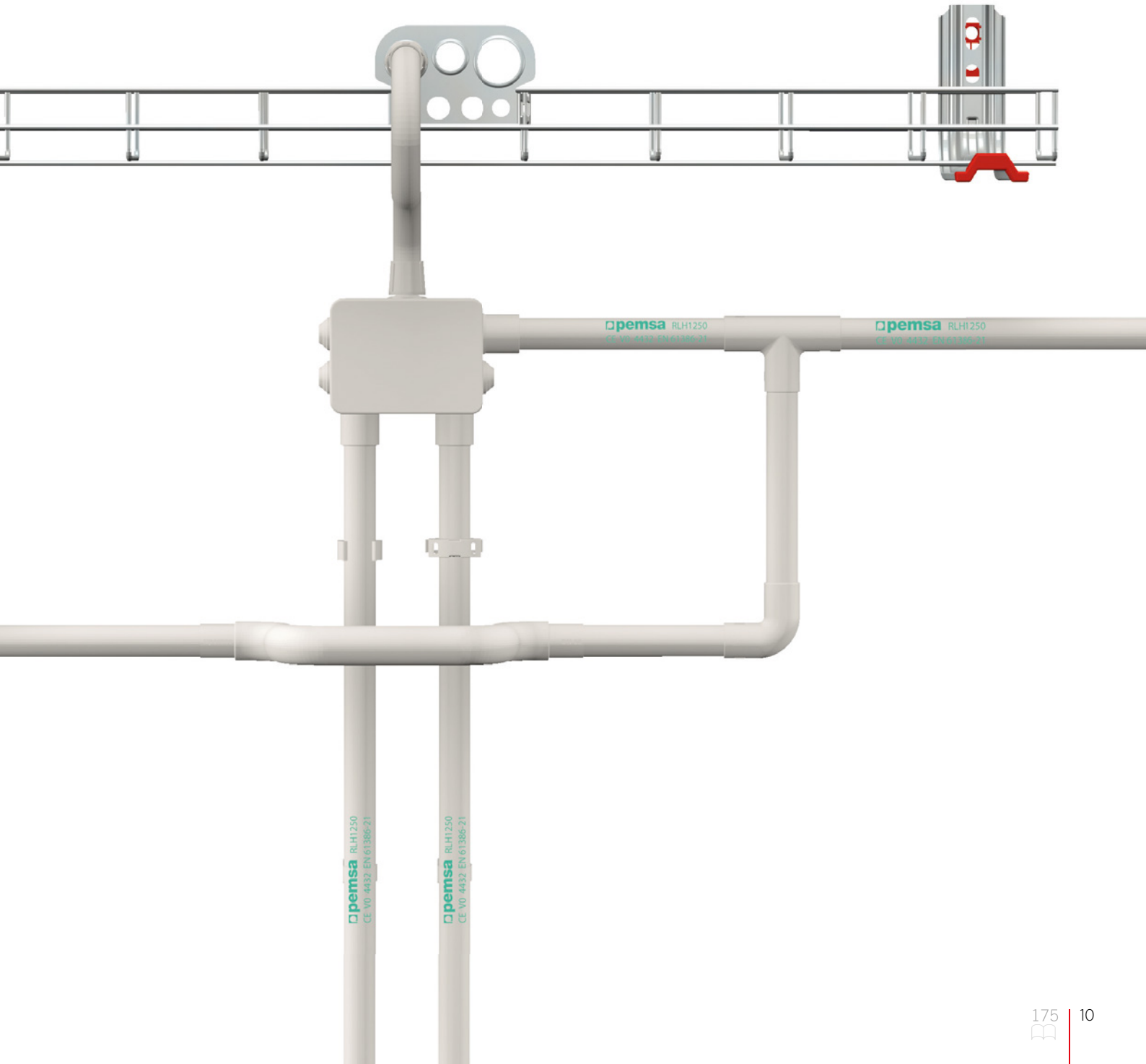

Tubo RLH1250 Libre de Halógenos

RLH1250 Halogen Free Conduit

Conduit RLH sans Halogène IRL 4432

DN	Ød1	Ød2	RAL 7035	kg/m	m
DN16	12,8	16	13005116	0,091	57
DN20	16,6	20	13005120	0,124	57
DN25	21,6	25	13005125	0,166	57
DN32	28,0	32	13005132	0,240	30
DN40	35,2	40	13005140	0,358	30
DN50	45,2	50	13005150	0,470	15
DN63	58,0	63	13005163	0,598	15

M	IEC 61386				IP	
PC+ABS	4432	4 (1250N)	4 (6J)	3(-15º)/ 2 (+90º)	44	OK

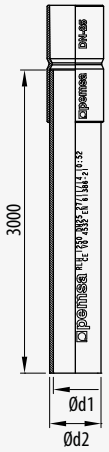

Tubo RLH750 Libre de Halógenos

RLH750 Halogen Free Conduit

Conduit RLH sans Halogène IRL 3432

DN	Ød1	Ød2	RAL 7035	kg/m	m
DN16	13,3	16	13006116	0,079	57
DN20	17,2	20	13006120	0,102	57
DN25	22,2	25	13006125	0,133	57
DN32	29	32	13006132	0,177	30
DN40	36,6	40	13006140	0,252	30
DN50	46,4	50	13006150	0,351	15
DN63	58,6	63	13006163	0,446	15

M	IEC 61386				IP	
PC+ABS	3432	3 (750N)	4 (6J)	3(-15º)/ 2 (+90º)	44	OK

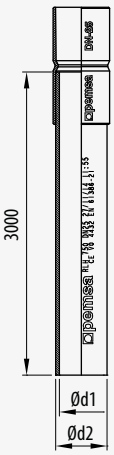

Manguito RLH | *RLH Coupler* | *Manchon RLH*

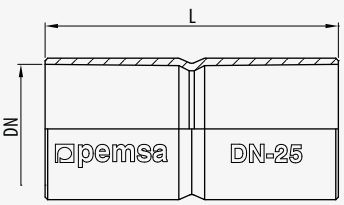

DN	L		RAL 7035	kg/u	u
DN16	39		55008016	0,006	19
DN20	47		55008020	0,009	19
DN25	57		55008025	0,011	19
DN32	67		55008032	0,018	10
DN40	71		55008040	0,024	10
DN50	91		55008050	0,030	5
DN63	107		55008063	0,038	5

M			IP	
PC+ABS		-15/+90º	44	OK

Racor Caja RLH | *Coupler Boxes RLH* | *Manchon d'accouplement Boîtier*

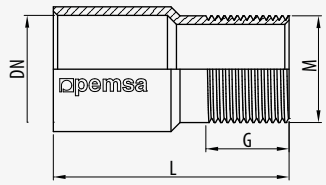

DN			RAL 7035	kg/u	u
DN16	M16		55042016	0,007	100
DN20	M20		55042020	0,009	100
DN25	M25		55042025	0,012	100
DN32	M32		55042032	0,019	50

M		°C	
PC+ABS		-5/+60º	OK

CE IEC 61386 RoHS

Curva 90° RLH | *90° RLH Bend* | *Courbe 90° RLH*

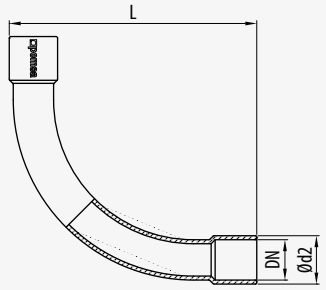

DN	d2	L	RAL 7035	kg/u	u
DN16	19	70	55016016	0,009	25
DN20	23	90	55016020	0,013	25
DN25	29	120	55016025	0,023	25
DN32	36	150	55016032	0,044	10

M		°C	
PC+ABS		-15/+90º	OK

CE IEC 61386 RoHS

Derivación T RLH | *RLH Tee* | *T de dérivation RLH*

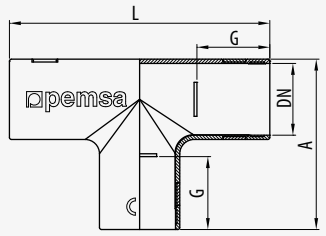

DN	G	L	A	RAL 7035	kg/u	u
DN16	16,5	64	42	55082016	0,011	25
DN20	20,5	76	50	55082020	0,016	25
DN25	25,5	91	60	55082025	0,020	25
DN32	30,5	108	72	55082032	0,032	15

M		°C	IP	
PC+ABS		-15/+90º	44	OK

CE IEC 61386 RoHS

Codo RLH 90° | *RLH 90° Bend* | *Coude Equerre RLH 90°*

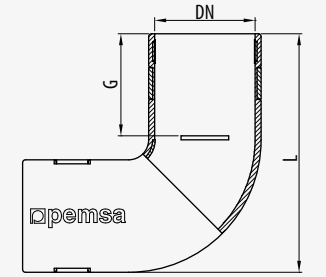

DN	G	L	RAL 7035	kg/u	u
DN16	16,5	42	55072016	0,009	25
DN20	20,5	50	55072020	0,013	25
DN25	25,5	60	55072025	0,023	25
DN32	30,5	72	55072032	0,044	15

M		°C	IP	
PC+ABS		-15/+90º	44	OK

CE IEC 61386 RoHS

Curva flexible FRLH | *Flexible Bend FRLH* | *Accessoire de liaison flexible FRLH*

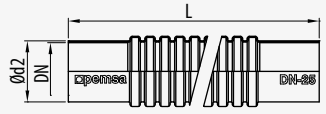

DN	d2	L	RAL 7035	kg/u	u
DN16	17	275	55090016	0,016	20
DN20	21,3	275	55090020	0,021	20
DN25	26,7	390	55090025	0,045	10
DN32	33,4	390	55090032	0,053	10

M		°C	IP	
PP		-5/+105º	44	OK

CE IEC 61386 RoHS

Tubo RPVC1250 4432

RPVC1250 Conduit 4432

Conduit RPVC1250 IRL 4432

DN	Ød1	Ød2	RAL 7035	kg/m	m
DN16	12,4	16	13050116	0,136	57
DN20	16,0	20	13050120	0,187	57
DN25	20,9	25	13050125	0,226	57
DN32	27,6	32	13050132	0,315	30
DN40	35,0	40	13050140	0,411	30
DN50	44,8	50	13050150	0,670	15
DN63	56,8	63	13050163	0,861	15

M	IEC 61386			°C+	IP	
PVC	4432	4 (1250N)	4 (6J)	3 (-15)/ 2 (+90)	44	OK

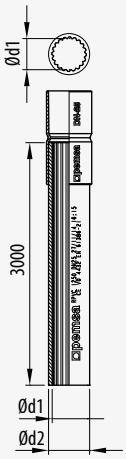

Tubo RPVC750 3432

RPVC750 Conduit 3432

Conduit RPVC IRL 3432

DN	Ød1	Ød2	RAL 7035	kg/m	m
DN16	13,3	16	13060116	0,106	57
DN20	17,2	20	13060120	0,162	57
DN25	22,2	25	13060125	0,206	57
DN32	29	32	13060132	0,286	30
DN40	36,6	40	13060140	0,399	30
DN50	46,4	50	13060150	0,550	15
DN63	58,6	63	13060163	0,788	15

M	IEC 61386			°C+	IP	
PVC	3332	3 (750N)	3 (2J)	3 (-15)/ 2 (+90)	44	OK

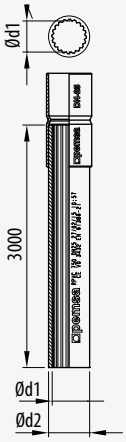

Manguito RPVC | *RPVC Coupler* | *Manchon RPVC*

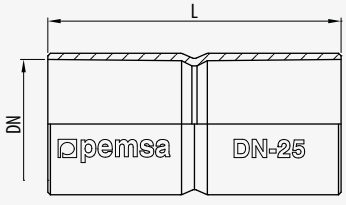

DN	L		RAL 7035	kg/u	u
DN16	39		55009016	0,006	19
DN20	47		55009020	0,009	19
DN25	57		55009025	0,011	19
DN32	67		55009032	0,018	10
DN40	71		55009040	0,024	10
DN50	91		55009050	0,030	5
DN63	107		55009063	0,038	5

M		°C+	IP	
PVC		-5/+60º	44	OK

Curva 90° RPVC | *90° RPVC Bend* | *Coude 90° RPVC*

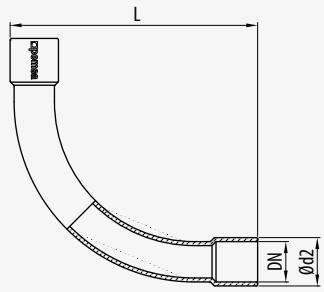

DN	d2	L	RAL 7035	kg/u	u
DN16	19	70	55017016	0,009	25
DN20	23	90	55017020	0,013	25
DN25	29	120	55017025	0,023	25
DN32	36	150	55017032	0,044	10

M		°C	IP	
PVC		-5/+60º	44	OK

CE IEC 61386 RoHS

Derivación T RPVC | *RPVC Tee* | *T de dérivation RPVC*

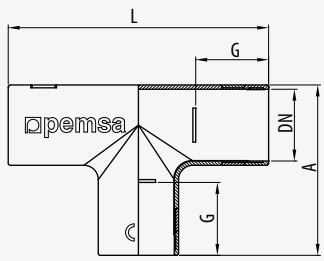

DN	G	L	A	RAL 7035	kg/u	u
DN16	16,5	64	42	55083016	0,011	25
DN20	20,5	76	50	55083020	0,016	25
DN25	25,5	91	60	55083025	0,020	25
DN32	30,5	108	72	55083032	0,032	15

M		°C	IP	
PVC		-5/+60º	44	OK

CE IEC 61386 RoHS

Codo RPVC 90° | *RPVC 90° Elbow* | *Coude Equerre RPVC 90°*

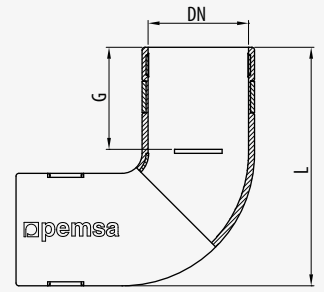

DN	G	L	RAL 7035	kg/u	u
DN16	16,5	42	55073016	0,009	25
DN20	20,5	50	55073020	0,013	25
DN25	25,5	60	55073025	0,023	25
DN32	30,5	72	55073032	0,044	15

M		°C	IP	
PVC		-5/+60º	44	OK

CE IEC 61386 RoHS

Curva flexible FRPVC | *Flexible Bend FRPVC* | *Accessoire de liaison flexible FRPVC*

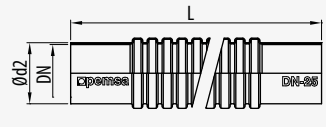

DN	d2	L	RAL 7035	kg/u	u
DN16	17	275	55091016	0,016	20
DN20	21,3	275	55091020	0,021	20
DN25	26,7	390	55091025	0,045	10
DN32	33,4	390	55091032	0,053	10

M		°C	IP	
PVC		-5/+60º	44	OK

CE IEC 61386 RoHS

pemsa

Tubo Pemsa CLH

CLH Conduit

Conduit Pemsa Cintrable CLH



DN	Ød1	Ød2	r mm	RAL 7035	kg/m	m
DN16	11,2	16	125	10040216	0,035	100
DN20	14,4	20	125	10040220	0,046	100
DN25	18,4	25	140	10040225	0,062	75
DN32	24,8	32	140	10040232	0,092	50
DN40	31,6	40	100	10040240	0,115	25
DN50	40,4	50	70	10040250	0,158	25

M	IEC 61386			°C	IP	
PP	2332	2 (320N)	3 (2J)	3 (-15º)/ 2 (+90º)	65	OK



Tubo Pemsa TFA 7035

TFA 7035 Conduit

Conduit Pemsa TFA 7035

DN	Ød1	Ød2	r mm	RAL 7035	kg/m	m
DN 9	11,8	15,7	16	10011209	0,070	25
DN11	14,7	18,7	20	10011211	0,078	25
DN13	16,8	20,7	22	10011213	0,105	25
DN16	18,1	22,8	24	10011216	0,120	25
DN21	23,6	28,9	30	10011221	0,165	25
DN29	30,5	37,0	38	10011229	0,250	25
DN36	40,0	47,2	48	10011236	0,380	25
DN48	53,1	60,0	60	10011248	0,415	20

M	IEC 61386			°C	IP	
PVC	2421	2 (320N)	4 (6J)	2 (-5º)/ 1 (+60º)	65	OK

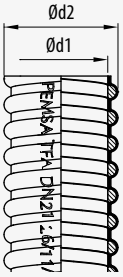

Tubo Pemsa TM-PVC 7035

TM-PVC 7035 Conduit

Conduit Pemsa TM-PVC 7035

DN	Ød1	Ød2	r mm	RAL 7035	kg/m	m
DN 7	9,7	12,7	31	11060207	0,102	50
DN 9	11,5	14,7	38	11060209	0,101	50
DN11	15,3	18,3	52	11060211	0,145	50
DN13	17,1	20,3	55	11060213	0,157	50
DN16	19,3	22,5	60	11060216	0,182	50
DN21	23,4	27,8	72	11060221	0,367	25
DN29	30,7	34,7	77	11060229	0,471	25
DN36	39,8	44,8	103	11060236	0,614	25
DN48	52,7	55,7	115	11060248	0,874	20

M	IEC 61386			°C	IP	
PG+PVC	4421	4 (120N)	4 (6J)	2 (-5º)/ 1 (+60º)	65	OK

Racor RGP Giratorio | *RGP Swivel Connector* | *Raccord RGP Giratoire*

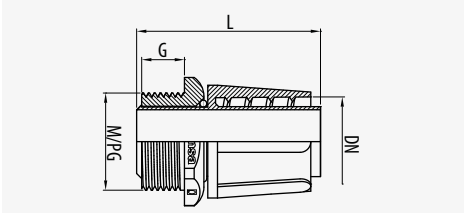

DN		G	L		RAL 7035	kg/u	u
DN 9	M16	10	39	21	35012160	0,006	100
DN11	M20	10	42	25	35012200	0,008	50
DN13	M20	10	44	25	35012201	0,009	50
DN16	M25	11	47	30	35012250	0,013	25
DN21	M32	11	52	36	35012320	0,018	25
DN29	M40	12,5	66	44	35012400	0,033	10
DN36	M50	12,5	67	54	35012500	0,044	8
DN48	M63	15	76	69	35012630	0,067	5

M		°C	IP	
PA6		-25/+105º	65	OK

Manguito Acoplamiento CLH | CLH Coupler | Raccord Tournant CLH

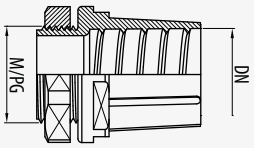

DN			RAL 7035	kg/u	u
DN16	M16		55007116	0,007	50
DN20	M20		55007120	0,009	50
DN25	M25		55007125	0,013	50

M		°C	IP	
PP		-5/+60º	44	OK

CE IEC 61386 RoHS



Clip Fijación | Fixing Clip | Clip de Maintien

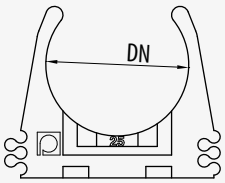

DN	L		RAL 7035	kg/u	u
DN16	22		55023016	0,004	100
DN20	28		55023020	0,004	100
DN25	33		55023025	0,005	100
DN32	41		55023032	0,006	80
DN40	52		55023040	0,016	30
DN50	64		55023050	0,021	20

M		°C	
PA6		+5/+60º	OK

CE IEC 61386 RoHS



Clip Presión | Variable Clip | Clip Ajustable

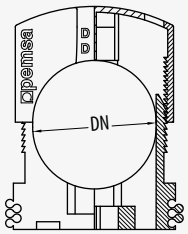

DN		RAL 7035	kg/u	u
DN12/20		55024012	0,012	50
DN20/32		55024020	0,018	40
DN32/50		55024032	0,017	20

M		°C	
PA6		+5/+60º	OK

CE IEC 61386 RoHS

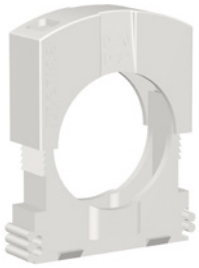

Brida Fijación | Cable Tie Fixing | Collier à Embase

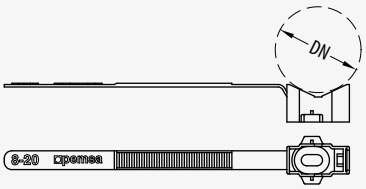

DN		RAL 7035	kg/u	u
DN 8/32		55120032	0,004	100
DN16/63		55120063	0,007	50

M		°C	
PA6		+5/+60º	OK

CE IEC 61386 RoHS

Tuerca TCP | TCP Nut | Ecrou TCP

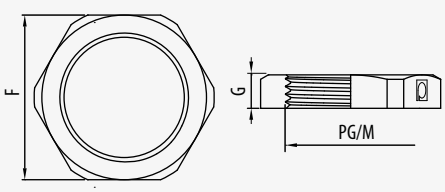

	G		RAL 7035	kg/u	u
PG 7	5	19	40020007	0,001	100
PG 9	5	22	40020009	0,002	100
PG11	5	24	40020011	0,001	100
PG13	6	27	40020013	0,002	100
PG16	6	30	40020016	0,003	100
PG21	7	36	40020021	0,003	100
PG29	7	46	40020029	0,006	50
PG36	8	60	40020036	0,013	25
PG42	8	65	40020042	0,013	25

	G		RAL 7035	kg/u	u
PG48	8	70	40020048	0,014	25
M12	5	18	40021120	0,001	100
M16	5	22	40021160	0,001	100
M20	6	26	40021200	0,002	100
M25	6	32	40021250	0,005	100
M32	7	41	40021320	0,005	50
M40	7	50	40021400	0,007	25
M50	8	60	40021500	0,010	25
M63	8	75	40021630	0,016	25

M		°C	
PA6		-25/+105º	OK

CE IEC 61386 RoHS

Tubo Corrugado CPVC

CPVC Corrugated Conduit

Conduit Cintrable CPVC

DN	d1	d2	RAL 9005	kg/m	m
DN16	11,4	16	10070016	0,031	100
DN20	15,0	20	10070020	0,039	100
DN25	19,5	25	10070025	0,057	75
DN32	25,2	32	10070032	0,087	50
DN40	32,2	40	10070040	0,109	25
DN50	41,0	50	10070050	0,161	25

M	IEC 61386				
PVC	2221	2 (320N)	2 (1J)	2 (-5º)/ 1 (+60º)	OK



Tubo FPVC Reforzado

Reinforced FPVC Conduit

Conduit Cintrable Renforcé FPVC

DN	d1	d2	RAL 9005	kg/m	m
DN16	11,4	16,4	10071016	0,045	100
DN20	15,0	20,4	10071020	0,057	100
DN25	19,5	25,4	10071025	0,079	75
DN32	25,2	32,6	10071032	0,130	50
DN40	32,2	40,6	10071040	0,163	25
DN50	41,0	50,8	10071050	0,251	25

M	IEC 61386				
PVC	2321	2 (320N)	3 (2J)	2 (-5º)/ 1 (+60º)	OK



Metal

Tubos rígidos metálicos

Rigid metal conduits

Conduits rigides métalliques



pemsa

Tubo Rígido RL

RL Rigid Conduit

Conduit Rigide RL MRL5557

DN	d1	d2	EZ	kg/m	m
DN16	14,0	16	13040016	0,389	51
DN20	18,0	20	13040020	0,487	51
DN25	23,0	25	13040025	0,612	30
DN32	29,6	32	13040032	0,942	21
DN40	37,6	40	13040040	1,178	15
DN50	47,6	50	13040050	1,714	15
DN63	60,6	63	13040063	2,326	9

M	IEC 61386			°C	IP	
AC	5557	5 (4000N)	5 (20J)	5 (-45º)/ 7 (+400º)	56	OK

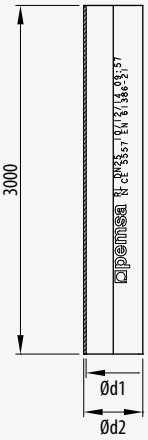

Tubo Rígido RR

RR Rigid Conduit

Conduit Rigide RR MRL5557

DN		d1	d2	G	EZ	kg/m	m
16	M16	13,6	16	15	13030016	0,462	51
20	M20	17,6	20	15	13030020	0,579	51
25	M25	22,6	25	20	13030025	0,73	30
32	M32	29,6	32	20	13030032	1,094	21
40	M40	37	40	20	13030040	1,374	15
50	M50	47	50	20	13030050	1,714	15
63	M63	60	63	20	13030063	2,629	9

M	IEC 61386			°C	IP	
AC	5557	5 (4000N)	5 (20J)	5 (-45º)/ 7 (+400º)	54	OK

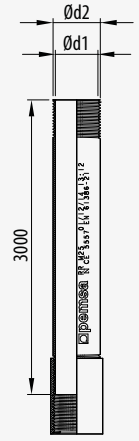

IDEA

La bandeja más segura | The Safest Cable Tray | *Le Chemin de câble le plus sûr*

rejiband®

EZ | BC | GC | 304 | 316L



<50mΩ

020

+ Borde de seguridad
+ Safety edge
+ Bord de sécurité

Manguito RL | RL Coupler | Manchon RL

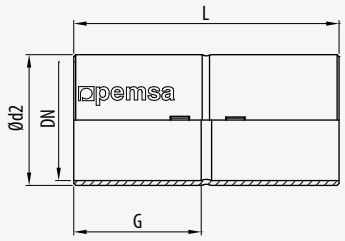

DN	Ød2	G	L	EZ	kg/u	u
DN16	18,1	21	45	55006016	0,022	100
DN20	22,1	24	50	55006020	0,030	50
DN25	27,1	26	55	55006025	0,040	25
DN32	34,1	31	65	55006032	0,091	20
DN40	42,5	34	70	55006040	0,121	12
DN50	52,5	45	90	55006050	0,190	6
DN63	65,5	51	105	55006063	0,275	3

M		°C	IP	
AC		-45/+400º	65	OK

Manguito RR | RR Coupler | Manchon RR

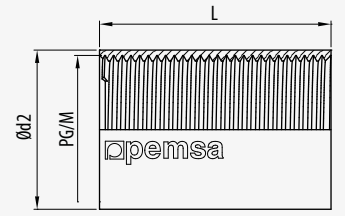

DN		Ød2	L	EZ	kg/u	u
16	M16	18,5	30	55004016	0,020	50
20	M20	22,5	35	55004020	0,030	50
25	M25	27,5	40	55004025	0,040	50
32	M32	34,5	43	55004032	0,060	25
40	M40	42,5	43	55004040	0,070	20
50	M50	52,5	52	55004050	0,120	10
63	M63	65,5	63	55004063	0,150	6

M		°C	IP	
AC		-45/+400º	65	OK

Curva 90° RL | 90° RL Bend | Courbe 90º RL

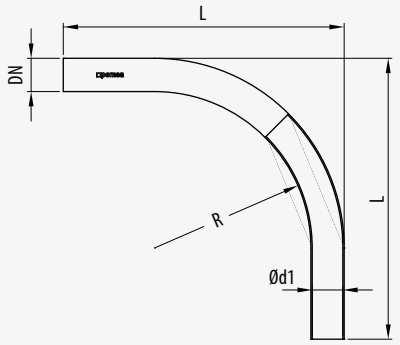

DN	Ød1	r mm	L	EZ	kg/u	u
DN16	14,0	97	173	55015016	0,111	10
DN20	18,0	93	173	55015020	0,140	10
DN25	23,0	117	198	55015025	0,202	10
DN32	29,6	129	232	55015032	0,366	10
DN40	37,6	145	287	55015040	0,578	5
DN50	47,6	160	351	55015050	0,879	5
DN63	60,6	296	541	55015063	1,722	3

M	IEC 61386			°C	IP	
AC	5557	5 (4000N)	5 (20J)	5 (-45º)/ 7 (+400º)	54	OK

Curva 90° RR | 90° RR Bend | Courbe 90° RR

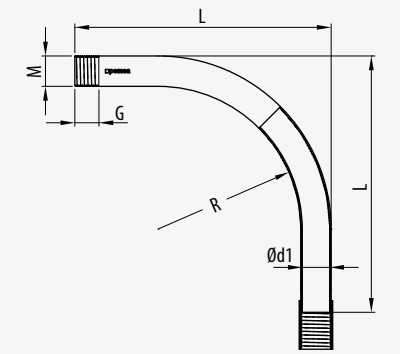

DN		Ød1	r mm	G	L	EZ	kg/u	u
16	M16	13,6	97	15	173	55014016	0,152	10
20	M20	17,6	93	15	180	55014020	0,194	10
25	M25	22,6	117	20	198	55014025	0,28	10
32	M32	29,6	129	20	232	55014032	0,426	10
40	M40	37,0	145	20	287	55014040	0,787	5
50	M50	57,0	160	20	351	55014050	1,237	5
63	M63	60,0	296	20	541	55014063	2,273	3

M	IEC 61386			°C	IP	
AC	5557	5 (4000N)	5 (20J)	5 (-45º)/ 7 (+400º)	54	OK

Manguito Aclopamiento | *Connection Coupler* | *Manchon d'accouplement*

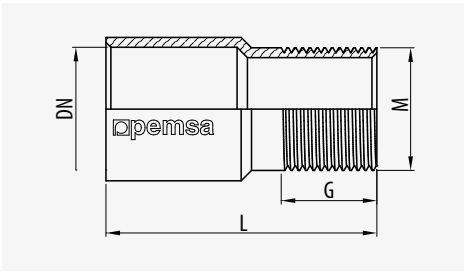

DN		G	L	EZ	kg/u	u
DN16	M16	15	44	55007016	0,035	50
DN20	M20	15	48	55007020	0,048	50
DN25	M25	20	55	55007025	0,070	25
DN32	M32	20	63	55007032	0,104	25
DN40	M40	20	68	55007040	0,142	15
DN50	M50	20	83	55007050	0,216	6
DN63	M63	20	95	55007063	0,312	6

M		°C	IP	
AC		-45/+400º	44	OK

Racor RMT | *RMT Coupler* | *Raccord RMT*

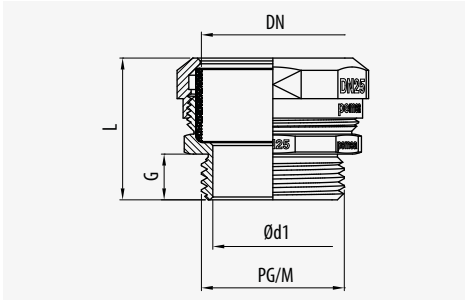

DN		Ød1	G	L		LN	kg/u	u
DN16	M16	12,0	6	18	24	37031160	0,018	100
DN20	M20	14,0	7	20	28	37031201	0,025	100
DN25	M25	21,0	8	20	32	37031250	0,034	50
DN32	M32	27,0	8	24	40	37031320	0,059	25
DN40	M40	35,0	9,5	29	48	37031400	0,094	20
DN50	M50	41,2	11	37	60	37031500	0,170	10
DN63	M63	63,0	15	47	76	37031630	0,301	5

M		°C	IP	
LN		-15/+90º	54	OK

Manguito RE | *RE Coupler* | *Manchon RE*

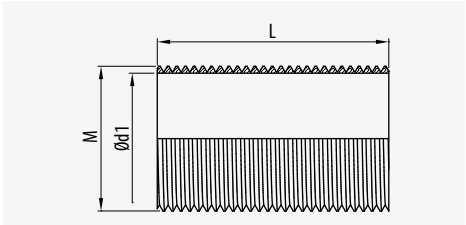

	Ød2	L	EZ	kg/u	m
M16	13,6	30	55005016	0,008	50
M20	17,6	35	55005020	0,011	50
M25	22,6	40	55005025	0,020	50
M32	29,6	43	55005032	0,030	25
M40	37,0	43	55005040	0,035	20
M50	47,0	52	55005050	0,060	10
M63	60,0	63	55005063	0,121	6

M		°C	IP	
AC		-45/+400º	67	OK



Abrazadera I | *Clamp I* | *Clip de Maintien I*

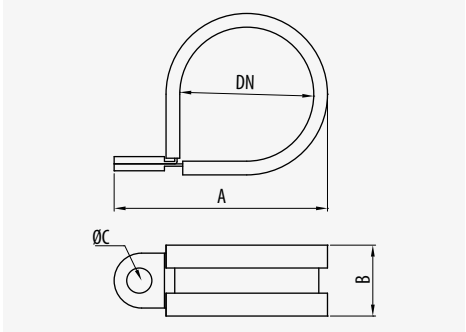

DN	A	B	C	EZ	kg/u	u
DN 7	25	12,5	4,2	39095000	0,035	100
DN10	27	12,5	4,2	39095100	0,040	100
DN12	30	12,5	4,2	39095200	0,042	100
DN17	40	15,5	5,5	39095400	0,093	100
DN23	48	15,5	5,5	39095500	0,114	50
DN29	60	18	6,2	39095600	0,233	30
DN36	74	18	6,3	39095700	0,283	20
DN48	86	18,5	6,2	39095800	0,342	20

M		°C	
AC+NBR		-25/+120º	OK

Terminal Tubo | *End Cap* | *Embout de Protection*

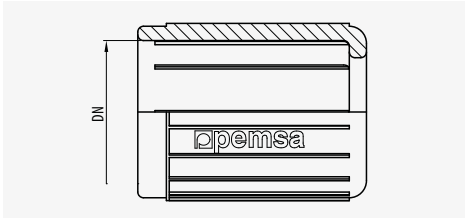

DN		RAL 7035	u
DN16		55111016	100
DN20		55111020	100
DN25		55111025	100
DN32		55111032	50
DN40		55111040	50
DN50		55111050	25
DN63		55111063	20

M		
PVC		OK

Derivación TL | *TL Tee* | *T de dérivation TL*

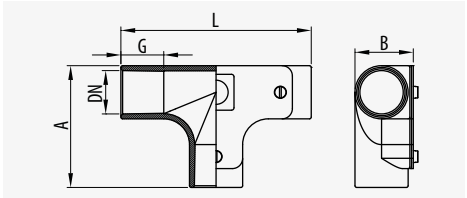

DN	G	L	A	B	AL	kg/u	u
DN16	20,0	96	61	30,6	55081016	0,073	10
DN20	21,5	96	61	30,6	55081020	0,127	10
DN25	26,5	111	71	35,6	55081025	0,221	8
DN32	32,0	146	96	51,6	55081032	0,920	2
DN40	33,5	146	96	51,6	55081040	0,688	2
DN50	43,5	183	120	61,6	55081050	1,155	1

M		°C	IP	
AL		-45/+400º	44	OK

Derivación TR | *TR Tee* | *T de dérivation TR*

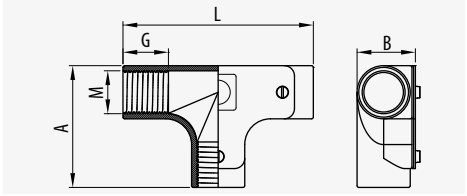

DN		G	L	A	B	AL	kg/u	u
DN16	M16	20,0	96	61	30,6	55080016	0,073	10
DN20	M20	21,5	96	61	30,6	55080020	0,127	10
DN25	M25	26,5	111	71	35,6	55080025	0,221	8
DN32	M32	32,0	146	96	51,6	55080032	0,920	2
DN40	M40	33,5	146	96	51,6	55080040	0,688	2
DN50	M50	43,5	183	120	61,6	55080050	1,155	1

M		°C	IP	
AL		-45/+400º	44	OK

Codo L | *L Elbow* | *Coude L*

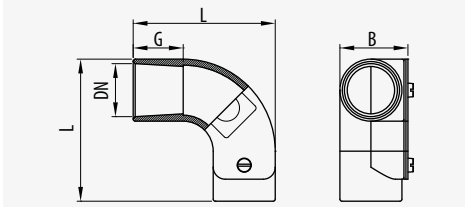

DN	G	L	B	AL	kg/u	u
DN16	20,0	61	30,5	55071016	0,038	20
DN20	21,5	61	30,5	55071020	0,093	20
DN25	26,5	71	35,5	55071025	0,140	12
DN32	32,0	91	61,5	55071032	0,295	4
DN40	33,5	91	61,5	55071040	0,224	4
DN50	43,5	119	61,5	55071050	0,360	2

M		°C	IP	
AL		-45/+400º	54	OK

Codo R | *R Elbow* | *Coude R*

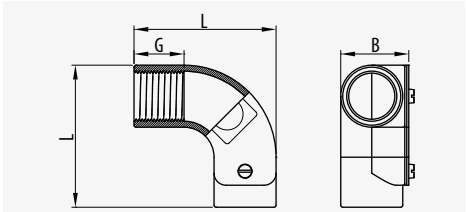

DN		G	L	B	AL	kg/u	u
16	M16	20,0	61	30,5	55070016	0,044	25
20	M20	21,5	61	30,5	55070020	0,093	20
25	M25	26,5	71	35,5	55070025	0,140	12
32	M32	32,0	91	51,5	55070032	0,295	4
40	M40	33,5	91	51,5	55070040	0,224	4
50	M50	43,5	119	61,5	55070050	0,360	2

M		°C	IP	
AL		-45/+400º	54	OK

Tubo Rígido RLGC Galvanizado en Caliente

RLGC Hot Dip Galvanised Conduit

Conduit Rigide RLGC Galvanisation á Chaud MRL5557

DN	Ød1	Ød2	GC	kg/m	m
DN16	14,0	16	13040116	0,428	30
DN20	18,0	20	13040120	0,536	30
DN25	22,6	25	13040125	0,674	30
DN32	29,6	32	13040132	1,036	21
DN40	37,6	40	13040140	1,296	15
DN50	47,6	50	13040150	1,885	15
DN63	60,6	63	13040163	2,559	15

M	IEC 61386			°C	IP	
AC	4457	4 (1250N)	4 (6J)	5 (-45º)/ 7 (+400º)	54	OK

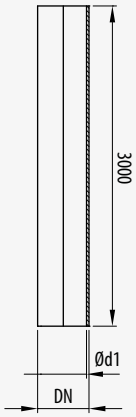

Tubo Rígido RRGC Galvanizado en Caliente

RRGC Hot Dip Galvanised Conduit

Conduit Rigide RRGC Galvanisation á Chaud MRL5557

DN		Ød1	Ød2	GC	kg/m	m
16	M16	13,2	16	13030116	0,508	30
20	M20	16,8	20	13030120	0,637	30
25	M25	21,8	25	13030125	0,803	30
32	M32	28,8	32	13030132	1,203	21
40	M40	36,8	40	13030140	1,511	15
50	M50	46,8	50	13030150	1,885	15
63	M63	59,4	63	13030163	2,892	15

M	IEC 61386			°C	IP	
AC	5557	5 (4000N)	5 (20J)	5 (-45º)/ 7 (+400º)	54	OK

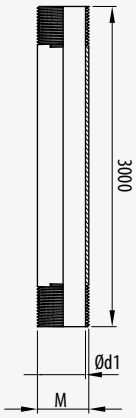

Manguito RLGC | *RLGC Coupler* | *Manchon RLGC*

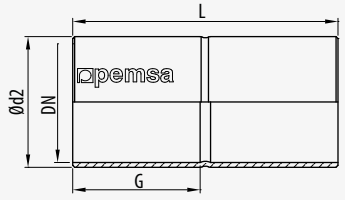

DN	Ød2	G	L	GC	kg/u	u
DN16	18,0	19	43	55006116	0,028	25
DN20	22,3	23	51	55006120	0,035	50
DN25	27,6	27	58	55006125	0,046	50
DN32	34,7	31	68	55006132	0,102	50
DN40	42,8	34	75	55006140	0,137	25
DN50	52,7	43	95	55006150	0,219	10
DN63	65,7	47	102	55006163	0,323	5

M		°C	IP	
AC		-45/+400º	65	OK

Manguito RRGC | *RRGC Coupler* | *Manchon RRGC*

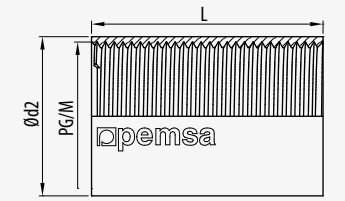

DN		Ød2	L	GC	kg/u	u
16	M16	18,5	27	55004116	0,026	25
20	M20	22,3	30	55004120	0,035	50
25	M25	27,6	37	55004125	0,046	50
32	M32	35,0	40	55004132	0,068	50
40	M40	44,1	50	55004140	0,081	25
50	M50	54,7	55	55004150	0,142	10
63	M63	65,7	55	55004163	0,185	5

M		°C	IP	
AC		-45/+400º	65	OK



Curva 90° RLGC | 90° RLGC Bend | Courbe 90° RLGC

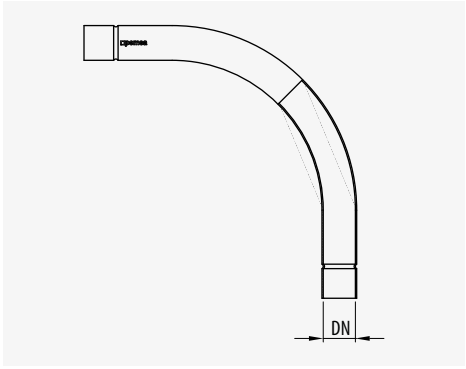

DN	d2	r mm	G	L	GC	kg/u	u
DN16	18,1	50	27	110	55015116	0,122	15
DN20	22,1	70	32	135	55015120	0,154	25
DN25	27,7	80	34	205	55015125	0,222	25
DN32	34,7	80	34	232	55015132	0,403	20
DN40	42,7	170	47	290	55015140	0,636	15
DN50	53,0	200	53	360	55015150	0,967	5
DN63	66,0	250	82	470	55015163	1,894	3

M	IEC 61386				IP	
AC	5557	5 (4000N)	5 (20J)	5 (-45º)/ 7 (+400º)	54	OK

Curva 90° RRGC | 90° RRGC Bend | Courbe 90° RRGC

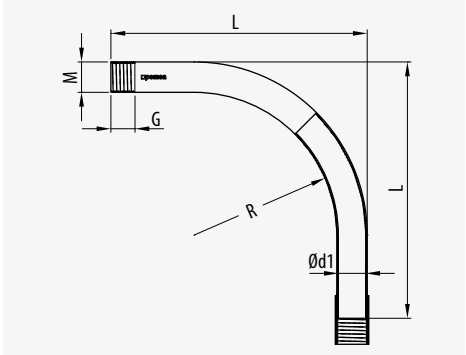

DN		d1	r mm	G	L	GC	kg/u	u
16	M16	13,2	50	12	140	55014116	0,167	15
20	M20	16,8	60	12	160	55014120	0,213	25
25	M25	21,8	60	15	190	55014125	0,308	25
32	M32	28,8	80	18	245	55014132	0,469	20
40	M40	36,8	100	20	290	55014140	0,866	15
50	M50	46,8	120	20	360	55014150	1,361	5
63	M63	59,4	200	20	450	55014163	2,500	3

M	IEC 61386				IP	
AC	5557	5 (4000N)	5 (20J)	5 (-45º)/ 7 (+400º)	54	OK

Abrazadera RGC | RGC Clamp | Collier de Fixation RGC

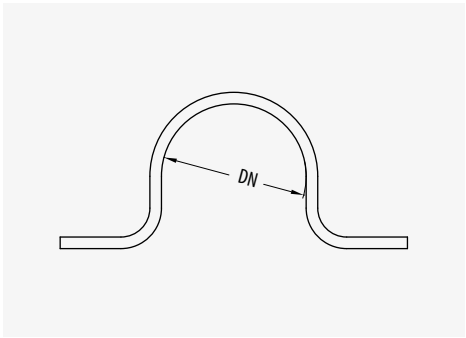

DN		GC	kg/u	u
DN16		55032116	0,001	100
DN20		55032120	0,001	100
DN25		55032125	0,001	100
DN32		55032132	0,001	100
DN40		55032140	0,002	50
DN50		55032150	0,002	50
DN63		55032163	0,002	25

M			
AC		-45/+400º	OK

Abrazadera Pie RGC | RGC Stand Off Clamp | Collier de Fixation Pé RGC

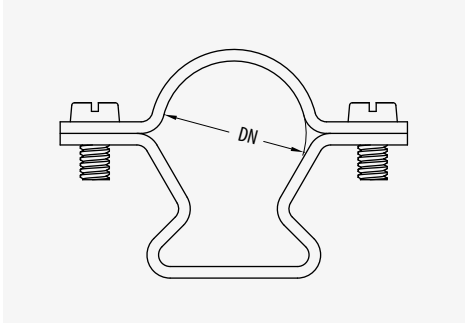

DN		GC	kg/u	u
DN16		55033116	0,004	50
DN20		55033120	0,004	50
DN25		55033125	0,004	50
DN32		55033132	0,004	25
DN40		55033140	0,010	25
DN50		55033150	0,020	25
DN63		55033163	0,020	20

M			
AC		-45/+400º	OK

pemsa

Tubo Rígido RAL Aluminio

RAL Aluminium Rigid Conduit

Conduit Rigide d´Aluminium RAL



DN	Ød1	Ød2	AL	kg/m	m
DN16	14,0	16	13020016	0,127	15
DN20	18,0	20	13020020	0,161	15
DN25	22,6	25	13020025	0,242	15
DN32	29,6	32	13020032	0,313	15
DN40	37,6	40	13020040	0,395	15
DN50	46,9	50	13020050	0,496	15
DN63	58,8	63	13020063	0,782	15

M	IEC 61386			°C	IP	
AL	4456	4 (1250N)	4 (6J)	5 (-45°)/ 6 (+250°)	44	OK

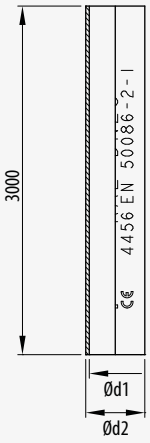

Manguito RAL | *RAL Coupler* | *Manchon RAL*

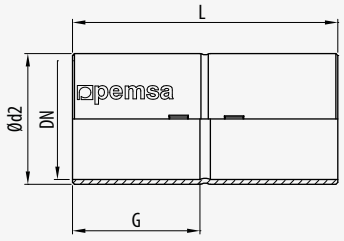

DN	Ød2	G	L	AL	kg/u	u
DN16	16,1	16	35	55002016	0,003	50
DN20	20,1	20	44	55002020	0,004	50
DN25	25,1	25	54	55002025	0,009	50
DN32	32,1	30	65	55002032	0,010	50
DN40	40,1	32	68	55002040	0,020	25
DN50	50,1	44	90	55002050	0,030	25
DN63	63,1	49	100	55002063	0,050	15

M		°C	IP	
AL		-45°/+250	44	OK

Curva 90° RAL | *90° RAL Bend* | *Courbe 90° RAL*

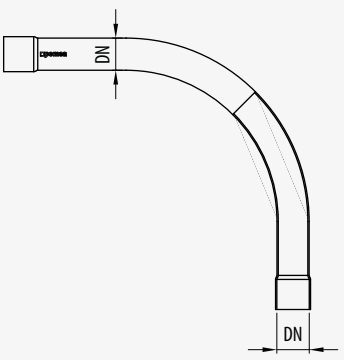

DN		AL	kg/u	u
DN16		55012016	0,050	5
DN20		55012020	0,060	5
DN25		55012025	0,090	5
DN32		55012032	0,130	5
DN40		55012040	0,180	5
DN50		55012050	0,260	5
DN63		55012063	0,390	5

M	IEC 61386			°C	IP	
AL	4456	4 (1250N)	4 (6J)	5 (-45°)/ 6 (+250°)	54	OK

Clip RAL | *RAL Clip* | *Clip RAL*

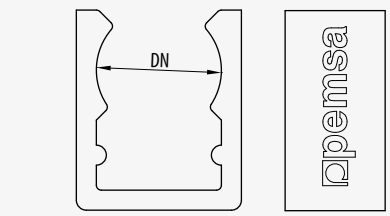

DN		AL	kg/u	u
DN16		55022016	0,001	100
DN20		55022020	0,001	100
DN25		55022025	0,001	100
DN32		55022032	0,002	50
DN40		55022040	0,004	25

	M		°C	
	AL		-45/+250º	OK

Abrazadera Pie RAL | *RAL Stand Off Clamp* | *Collier de Fixation RAL*

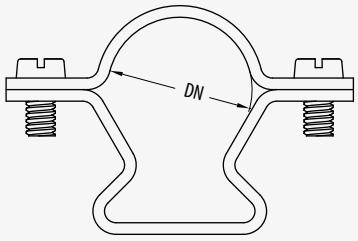

DN		AL	kg/u	u
DN16		55031016	0,002	50
DN20		55031020	0,002	50
DN25		55031025	0,002	50
DN32		55031032	0,004	25
DN40		55031040	0,005	20

	M		°C	
	AL		-45/+250º	OK

IDEA

Soluciones Fijación Tubo RAL

Solutions for fixing RAL Conduit
Solutions de Fixation Conduit RAL





Tubo RINOX Acero Inoxidable

Stainless Steel RINOX Conduit

Conduit d'Acier Inoxydable RINOX



DN	Ød1	Ød2	304	kg/m	m
DN16	14	16	13021016	0,389	15
DN20	18,0	20	13021020	0,450	15
DN25	23,0	25	13021025	0,600	15
DN32	29,6	32	13021032	1,200	15
DN40	37,6	40	13021040	1,300	9
DN50	47 ,6	50	13021050	1,714	9

M	IEC 61386			°C	IP	
304	4456	4 (1250N)	4 (6J)	5 (-45°)/ 6 (+250°)	44	OK

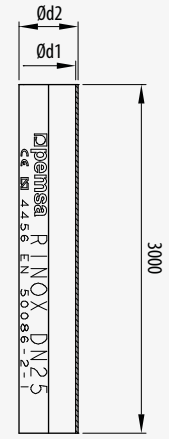

Manguito RINOX | *RINOX Coupler* | *Manchon RINOX*

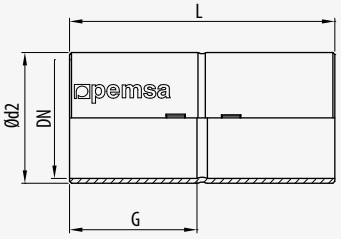

DN	Ød2	G	L	304	kg/u	u
DN16	17,7	21,5	45	55003016	0,022	15
DN20	21,7	24,0	50	55003020	0,040	50
DN25	26,7	27,5	55	55003025	0,040	50
DN32	33,7	31,5	65	55003032	0,065	50
DN40	42,1	34,0	70	55003040	0,072	25
DN50	52,1	44,0	90	55003050	0,200	10

M		°C	IP	
316		-45°/+250	44	OK

Curva 90° RINOX | *90° RINOX Bend* | *Courbe 90° RINOX*

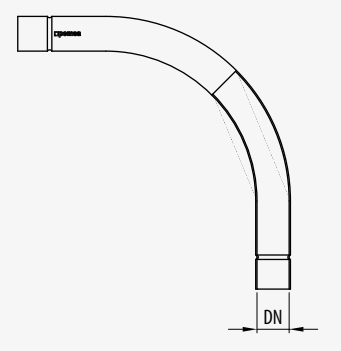

DN		304	kg/u	u
DN16		55013016	0,111	15
DN20		55013020	0,120	25
DN25		55013025	0,180	25
DN32		55013032	0,280	20
DN40		55013040	0,720	10
DN50		55013050	0,879	5

M	IEC 61386			°C	IP	
316	4456	4 (1250N)	4 (6J)	5 (-45°)/ 6 (+250°)	54	OK

Flexibl

Tubos flexibles para aplicaciones generales e industriales

Flexible conduits for general and industrial applications

Conduits flexible pour aplications générales et industrielles

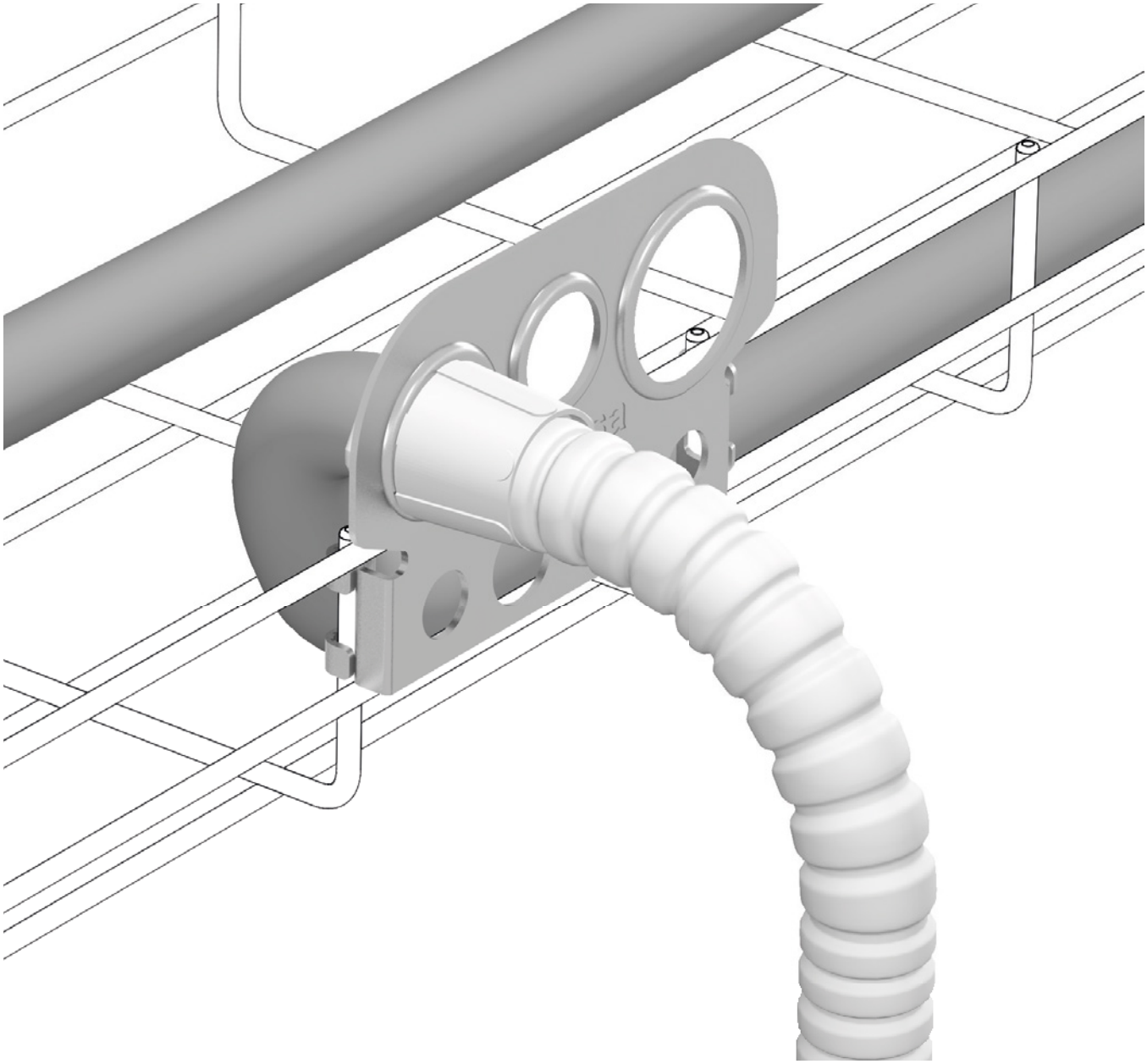

Tubo Flexible TFA

TFA Flexible Conduit

Conduit Flexible Plastique TFA



DN	⌀d1	⌀d2	r mm	RAL 7011	RAL 7035	RAL 9005	kg/m	m
DN 7	10,0	13,3	14	10011007		10011507	0,055	25
DN 9	11,8	15,7	16	10011009	10011209	10011509	0,070	25
DN11	14,7	18,7	20	10011011	10011211	10011511	0,078	25
DN13	16,8	20,7	22	10011013	10011213	10011513	0,105	25
DN16	18,1	22,8	24	10011016	10011216	10011516	0,120	25
DN21	23,6	28,9	30	10011021	10011221	10011521	0,165	25
DN29	30,5	37,0	38	10011029	10011229	10011529	0,250	25
DN36	40,0	47,2	48	10011036	10011236	10011536	0,380	25
DN48	53,1	60,0	60	10011048	10011248	10011548	0,415	20

M		IEC 61386				IP	
PVC		2421	2 (320N)	4 (6J)	-5/+60º	65	OK

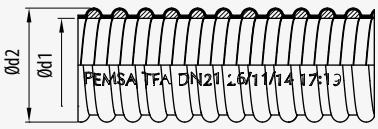

Tubo TM

TM Flexible Conduit

Conduit Flexible Métallique TM

DN	⌀d1	⌀d2	r mm		PG	kg/m	u
DN 7	9,7	12,1	35		11010107	0,075	50
DN 9	11,5	14,1	41		11010109	0,084	50
DN11	15,3	17,7	50		11010111	0,118	50
DN13	17,1	19,5	51		11010113	0,127	50
DN16	19,3	21,7	55		11010116	0,144	50
DN21	23,4	26,8	66		11010021	0,310	25
DN29	30,7	33,7	84		11010029	0,400	25
DN36	39,8	43,8	106		11010036	0,520	25
DN48	52,7	56,7	149		11010048	0,700	20

M		IEC 61386				IP	
AC		4455	4 (1250N)	4 (6J)	5 (-45º)/5 (+150º)	40	OK

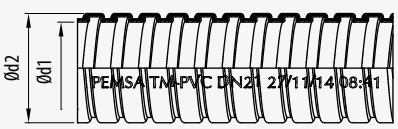

Tubo ECOFLEX

ECOFLEX flexible Conduit

Conduit Flexible Métallo-plastique ECOFLEX



DN	d1	d2	r mm	RAL 7031	kg/m	u
DN 7	9,7	12,7	24	11060107	0,096	50
DN 9	11,5	14,7	31	11060109	0,101	50
DN11	15,3	18,3	35	11060111	0,145	50
DN13	17,1	20,3	37	11060113	0,157	50
DN16	19,3	22,5	41	11060116	0,182	50
DN21	23,4	27,8	56	11060021	0,367	25
DN29	30,7	34,7	73	11060029	0,471	25
DN36	39,8	44,8	91	11060036	0,614	25
DN48	52,7	57,7	107	11060048	0,874	20

M	IEC 61386				IP	
AC+PVC	3421	3 (750N)	4 (6J)	2 (-5º)/ 1 (+60º)	65	OK

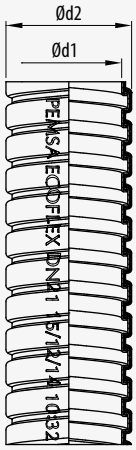

Tubo TM-PVC

TM-PVC flexible Conduit

Conduit Flexible Métallo-plastique TM-PVC



DN	d1	d2	r mm	RAL 7031	RAL 7035	kg/m	u
DN 7	9,7	12,7	31	11020107	11060207	0,102	50
DN 9	11,5	14,7	37	11020109	11060209	0,108	50
DN11	15,3	18,3	52	11020111	11060211	0,154	50
DN13	17,1	20,3	55	11020113	11060213	0,165	50
DN16	19,3	22,5	60	11020116	11060216	0,217	50
DN21	23,4	27,8	71	11020021	11060221	0,390	25
DN29	30,7	34,7	76	11020029	11060229	0,500	25
DN36	39,8	44,8	103	11020036	11060236	0,690	25
DN48	52,7	57,7	114	11020048	11060248	1,013	20

M	IEC 61386				IP	
AC+PVC	4421	4 (1250N)	4 (6J)	2 (-5º)/ 1 (+60º)	65	OK

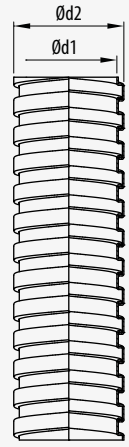

RGp

IDEA

Racor Giratorio | *Swivel Connector* | *Raccord Tournant*



Facil instalación de Racor a Caja

Easy fitting Connector to Box

Installation facile des Raccords

196

Racor P | P Connector | Raccord P

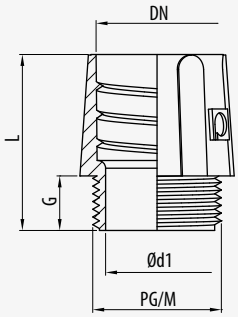

DN		Ød1	G	L		RAL 7000	kg/u	u
DN 7	PG 7	8,1	9,1	27,2		30010007	0,002	100
DN 9	PG 9	10,6	9,1	28,2		30010009	0,003	100
DN11	PG11	14,1	9,7	31,9		30010011	0,005	50
DN13	PG13	15,7	10,2	33,4		30010013	0,006	50
DN16	PG16	17,2	10,6	34,2		30010016	0,007	25
DN21	PG21	21,8	12	40,0		30010021	0,011	25
DN29	PG29	26,0	13	47,5		30010029	0,021	10
DN36	PG36	37,0	13,5	51,5		30010036	0,030	8
DN48	PG48	59,3	16	59,3		30010048	0,052	5
DN		Ød1	G	L		7024(M)	kg/u	u
DN 9	M16	11,0	9,1	28,2		30011160	0,003	100
DN11	M20	15,0	9,7	31,9		30011200	0,005	50
DN13	M20	15,0	10,2	33,4		30011201	0,006	50
DN16	M25	20,0	10,6	34,2		30011250	0,007	25
DN21	M32	26,0	12	40,0		30011320	0,010	25
DN29	M40	28,3	13	54,0		30011400	0,024	10
DN36	M50	36,6	13,5	59,0		30011500	0,033	8
DN48	M63	50,0	15	66,0		30011630	0,050	5

M		°C	IP	
PA6		-25/+105º	44	OK

Racor RGp Giratorio | RGp Swivel Connector | Raccord RGp Giratoire

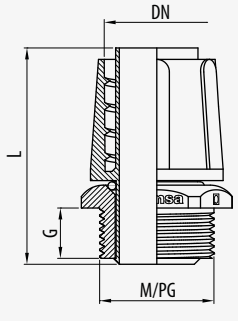

DN		G	L		RAL 7000	RAL 7035	kg/u	u
DN 7	PG 7	8	36	18	35010007		0,005	100
DN 9	PG 9	10	39	21	35010009		0,007	100
DN11	PG11	10	42	25	35010011		0,010	50
DN13	PG13	10	44	27	35010013		0,011	50
DN16	PG16	11	47	30	35010016		0,016	25
DN21	PG21	11	52	36	35010021		0,022	25
DN29	PG29	12,5	66	44	35010029		0,043	10
DN36	PG36	12,5	67	54	35010036		0,058	8
DN48	PG48	15	76	69	35010048		0,090	5
DN 9	M16	10	39	21	35011160	35012160	0,006	100
DN11	M20	10	42	25	35011200	35012200	0,008	50
DN13	M20	10	44	25	35011201	35012201	0,009	50
DN16	M25	11	47	30	35011250	35012250	0,013	25
DN21	M32	11	52	36	35011320	35012320	0,018	25
DN29	M40	12,5	66	44	35011400	35012400	0,033	10
DN36	M50	12,5	67	54	35011500	35012500	0,044	8
DN48	M63	15	76	69	35011630	35012630	0,067	5

M		°C	IP	
PA6		-25/+105º	65	OK

Racor RGM Giratorio | *RGM Swivel Connector* | *Raccord RGm*

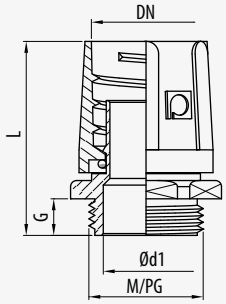

DN		Ød1	G	L		RAL 7000	kg/u	u
DN 7	PG 7	7,2	6,0	32,2		35020007	0,014	100
DN 9	PG 9	9,2	6,0	34,0		35020009	0,019	100
DN11	PG11	12,2	7,0	38,6		35020011	0,028	50
DN13	PG13	14,3	7,0	40,1		35020013	0,032	50
DN16	PG16	15,8	8,0	42,2		35020016	0,040	25
DN21	PG21	21,0	8,2	48,5		35020021	0,058	25
DN29	PG29	28,5	10,0	58,4		35020029	0,108	10
DN36	PG36	37,0	13,5	66,1		35020036	0,171	8
DN48	PG48	49,7	16,0	74,2		35020048	0,255	5
DN 7	M12	7,2	6,0	32,2		35021120	0,015	100
DN 9	M16	9,2	6,0	34,0		35021160	0,020	100
DN11	M20	12,2	7,0	38,6		35021200	0,027	50
DN13	M20	14,3	7,0	40,1		35021201	0,032	50
DN16	M25	15,8	8,0	42,2		35021250	0,042	25
DN21	M32	21,0	8,2	48,5		35021320	0,063	25
DN29	M40	28,5	10,0	58,4		35021400	0,109	10
DN36	M50	37,0	13,5	66,1		35021500	0,170	8
DN48	M63	49,7	16,0	74,2		35021630	0,253	5

M		°C	IP	
PA6+LAT		-25/+105º	65	OK

Racor RM | *RM Connector* | *Raccord RM*

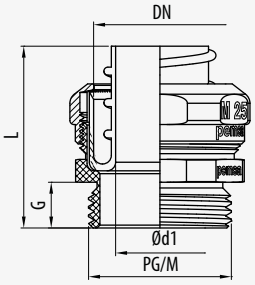

DN		Ød1	G	L		LN	kg/u	u
DN 7	PG 7	7,5	5	24	18	37020007	0,012	100
DN 9	PG 9	9,3	6	25	20	37020009	0,016	100
DN11	PG11	12,1	6,5	26,1	24	37020011	0,021	100
DN13	PG13	13,6	6	26,1	26	37020013	0,024	50
DN16	PG16	15,5	8,5	31,8	28	37020016	0,029	50
DN21	PG21	20,2	8	33,5	34	37020021	0,045	25
DN29	PG29	26,7	9,5	36,3	45	37020029	0,087	20
DN36	PG36	34,8	10	41	56	37020036	0,173	10
DN48	PG48	45,0	15	54,8	70	37020048	0,299	5
DN 7	M12	7,5	5	24	18	37021120	0,012	100
DN 9	M16	9,3	6	25	20	37021160	0,016	100
DN11	M20	12,1	6,5	26,1	24	37021200	0,021	100
DN13	M20	13,6	7	27,1	26	37021201	0,025	50
DN16	M25	15,5	8	31,8	28	37021250	0,029	50
DN21	M32	20,2	8	33,5	34	37021320	0,045	25
DN29	M40	26,7	8	36,3	45	37021400	0,084	20
DN36	M50	34,8	9	41	56	37021500	0,167	10
DN48	M63	45,0	14	54,8	70	37021630	0,289	5

M		°C	IP	
LATNIQ		-25/+90º	54	OK

Casquillo RP | *RP Plug* | *Terminus plastique RP*

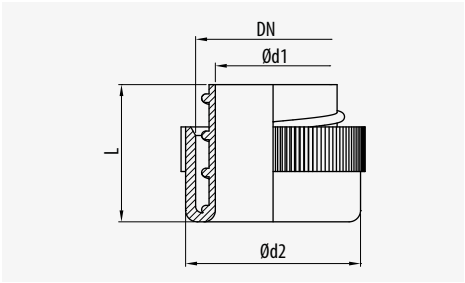

DN	Ød1	Ød2	L	RAL 7035	kg/u	u
DN 7	7,5	14,8	16,0	37003107	0,001	100
DN 9	9,3	18,1	18,0	37003109	0,001	100
DN11	12,1	21,9	19,1	37003111	0,002	100
DN13	13,6	24,0	19,1	37003113	0,002	50
DN16	15,5	25,5	21,8	37003116	0,002	50
DN21	20,2	32,2	24,0	37003121	0,004	25
DN29	26,7	42,2	25,3	37003129	0,007	20
DN36	34,8	53,0	30,0	37003136	0,013	10
DN48	45,0	65,7	38,3	37003148	0,022	5

M		°C	IP	
PP		-25/+90º	54	OK

Abrazadera I | *Clamp I* | *Clip de Maintien I*

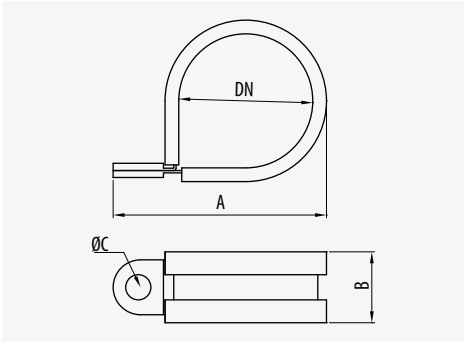

DN	A	B	C	EZ	kg/u	u
DN 7	25	12,5	4,2	39095000	0,035	100
DN10	27	12,5	4,2	39095100	0,040	100
DN12	30	12,5	4,2	39095200	0,042	100
DN17	40	15,5	5,5	39095400	0,093	100
DN23	48	15,5	5,5	39095500	0,114	50
DN29	60	18	6,2	39095600	0,233	30
DN36	74	18	6,3	39095700	0,283	20
DN48	86	18,5	6,2	39095800	0,342	20

M	°C	
AC+NBR	-25/+120º	OK

Tuerca TCP | *TCP Nut* | *Ecrou TCP*

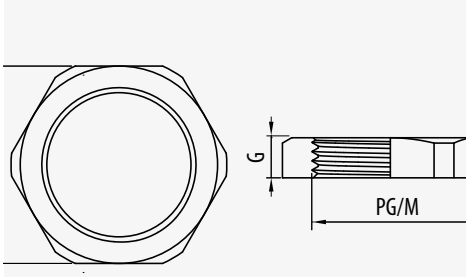

	G		RAL 7001	RAL 7035	RAL 9005	kg/u	u
PG 7	5	19	40026007	40020007	40024007	0,001	100
PG 9	5	22	40026009	40020009	40024009	0,002	100
PG11	5	24	40026011	40020011	40024011	0,001	100
PG13	6	27	40026013	40020013	40024013	0,002	100
PG16	6	30	40026016	40020016	40024016	0,003	100
PG21	7	36	40026021	40020021	40024021	0,003	100
PG29	7	46	40026029	40020029	40024029	0,006	50
PG36	8	60	40026036	40020036	40024036	0,013	25
PG48	8	70	40026048	40020048	40024048	0,014	25
M12	5	18	40027120	40021120	40025120	0,001	100
M16	5	22	40027160	40021160	40025160	0,001	100
M20	6	26	40027200	40021200	40025200	0,002	100
M25	6	32	40027250	40021250	40025250	0,005	100
M32	7	41	40027320	40021320	40025320	0,005	50
M40	7	50	40027400	40021400	40025400	0,007	25
M50	8	60	40027500	40021500	40025500	0,010	25
M63	8	75	40027630	40021630	40025630	0,016	25

M		°C	
PA6		-25/+100º	OK

Tuerca TCM | *TCM Nut* | *Ecrou TCM*

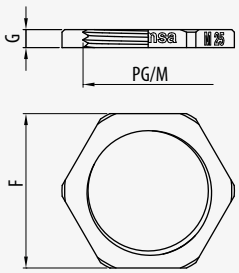

	G		LN	kg/u	u
PG 7	2,8	15	40010007	0,002	100
PG 9	2,8	18	40010009	0,002	100
PG11	3,0	21	40010011	0,003	100
PG13	3,0	23	40010013	0,003	100
PG16	3,0	26	40010016	0,005	100
PG21	3,5	32	40010021	0,007	100
PG29	4,0	41	40010029	0,013	50
PG36	5,0	51	40010036	0,021	25
PG42	5,0	60	40010042	0,030	25
PG48	5,5	64	40010048	0,034	25

M	°C	
LN	-45/+150º	OK

	G		LN	kg/u	u
M12	2,8	15	40011120	0,002	100
M16	2,8	19	40011160	0,003	100
M20	3,0	24	40011200	0,004	100
M25	3,5	30	40011250	0,009	100
M32	4,0	36	40011320	0,011	50
M40	5,0	46	40011400	0,019	25
M50	5,0	60	40011500	0,026	25
M63	6,0	70	40011630	0,055	25

Junta Exterior | *Flat Ring* | *Joint Plat*

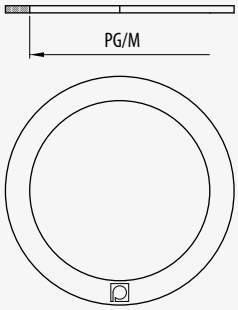

	RAL 5024	kg/u	u
PG 7	39092007	0,001	100
PG 9	39092009	0,001	100
PG11	39092011	0,001	100
PG13	39092013	0,001	50
PG16	39092016	0,001	50
PG21	39092021	0,001	50
PG29	39092029	0,001	30
PG36	39092036	0,001	20
PG48	39092048	0,002	10

M	°C	
NBR	-25/+105º	OK

	RAL 5024	kg/u	u
M12	39092112	0,000	50
M16	39092116	0,000	50
M20	39092120	0,001	50
M25	39092125	0,001	50
M32	39092132	0,001	30
M40	39092140	0,002	10
M50	39092150	0,003	10
M63	39092163	0,002	10

Junta Tórica | *O-Ring* | *Joint Torique*

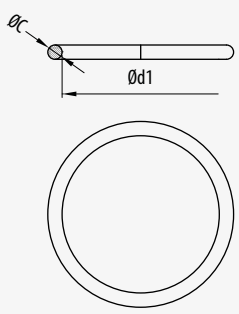

	d1	C	RAL 9005	kg/u	u
PG 7	9,0	1,5	39096007	0,001	500
PG 9	12,0	1,5	39096009	0,001	500
PG11	16,0	1,5	39096011	0,001	500
PG13	17,2	1,8	39096013	0,001	100
PG16	22,0	2,0	39096016	0,002	500
PG21	29,0	2,0	39096021	0,003	500
PG29	33,0	2,0	39096029	0,004	250
PG36	43,0	2,0	39096036	0,006	100
PG48	55,0	2,0	39096048	0,007	50

M	°C	IP	
NBR	4 (-25º)/4 (+120º)	68	OK

	d1	C	RAL 9005	kg/u	u
M12	9,0	1,5	39096112	0,001	500
M16	12,0	1,5	39096116	0,002	500
M20	17,2	1,8	39096120	0,002	500
M25	22,0	2,0	39096125	0,003	500
M32	29,0	2,0	39096132	0,004	250
M40	35,0	2,0	39096140	0,005	50
M50	43,0	2,0	39096150	0,066	50
M63	55,0	2,0	39096163	0,007	50

pemsa

SOLUTIONS

Edificación Terciario | *Building* | *Bâtiment*

rejiband®

BC | BLACK C8

Pemsaflex

Tubos flexibles para aplicaciones industriales

Flexible conduits for industrial applications

Conduits flexibles pour applications industrielles



Tubo Flexible LG-PA

LG-PA Flexible Conduit

Conduit Flexible LG-PA



DN	d1	d2	r mm	RAL 7011	RAL 9005	kg/m	m
DN 7	6,8	10,0	15	10042007	10043007	0,022	50
DN10	9,8	13,0	20	10042010	10043010	0,025	50
DN12	12,2	15,8	30	10042012	10043012	0,033	50
DN14	14,6	18,7	35	10042014	10043014	0,052	50
DN17	17,2	21,7	35	10042017	10043017	0,056	50
DN23	23,4	28,5	45	10042023	10043023	0,090	50
DN29	28,6	34,4	50	10042029	10043029	0,122	25
DN36	35,7	42,5	60	10042036	10043036	0,145	25
DN48	48,0	54,7	70	10042048	10043048	0,190	20

M	IEC 61386				IP	
PA6	2423	2 (320N)	4 (6J)	-40º/ +105º	67	OK

Tubo Flexible ST-PA

ST-PA Flexible Conduit

Conduit Flexible ST-PA



DN	d1	d2	r mm	RAL 7011	RAL 9005	kg/m	m
DN 7	6,6	10	15	10040007	10041007	0,024	50
DN10	9,5	13	20	10040010	10041010	0,030	50
DN12	12,0	15,8	30	10040012	10041012	0,040	50
DN14	14,4	18,7	35	10040014	10041014	0,056	50
DN17	16,9	21,7	35	10040017	10041017	0,065	50
DN23	23,3	28,5	45	10040023	10041023	0,105	50
DN29	28,2	34,4	50	10040029	10041029	0,135	25
DN36	35,5	42,5	60	10040036	10041036	0,175	25
DN48	47,7	54,7	70	10040048	10041048	0,240	20

M	IEC 61386				IP	
PA6	2423	2 (320N)	4 (6J)	-40º/ +105ºC	67	OK



Tubo Flexible RF-PA

RF-PA Flexible Conduit

Conduit Flexible RF-PA



DN	d1	d2	r mm	RAL 7011	RAL 9005	kg/m	m
DN 7	5,8	10,0	20	10044007	10045007	0,030	100
DN10	9,0	13,0	25	10044010	10045010	0,038	50
DN12	11,8	15,8	30	10044012	10045012	0,048	50
DN17	15,5	21,2	40	10044017	10045017	0,100	50
DN23	21,3	28,5	50	10044023	10045023	0,140	50
DN29	26,8	34,5	60	10044029	10045029	0,190	50
DN36	35,2	42,5	70	10044036	10045036	0,240	30
DN48	46,0	54,5	80	10044048	10045048	0,295	30

M	IEC 61386				IP	
PA6	2443	2 (320N)	4 (6J)	-40º/ +105ºC	67	OK

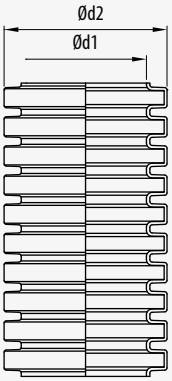

Tubo Flexible RB-PA

RB-PA Flexible Conduit

Conduit Flexible RB-PA



DN	d1	d2	r mm	RAL 7011	RAL 9005	kg/m	m
DN 7	6,4	10,0	15	10046007	10047007	0,022	100
DN10	9,6	13,0	20	10046010	10047010	0,026	50
DN12	11,8	15,7	25	10046012	10047012	0,035	50
DN17	16,7	21,7	30	10046017	10047017	0,055	50
DN23	21,8	28,3	35	10046023	10047023	0,092	50
DN29	28,1	34,1	40	10046029	10047029	0,120	50
DN36	35,5	42,3	60	10046036	10047036	0,160	30
DN48	46,5	54,5	70	10046048	10047048	0,220	30
DN52	52,4	62,5	125	10046052	10047052	0,365	30
DN70	69,3	82,5	150	10046070	10047070	0,460	30
DN95	89,0	105,7	170	10046095	10047095	1,030	10

M	IEC 61386				IP	
PA12	1342	1 (125N)	3 (2J)	-50º/ +105º	67	OK

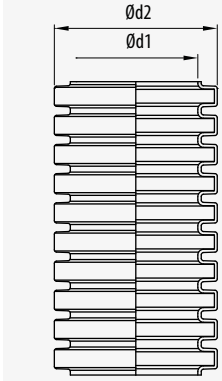

Tubo Flexible RB-PU

RB-PU Flexible Conduit

Conduit Flexible RB-PU

DN	d1	d2	r mm		RAL 9005	kg/m	m
DN17	15,3	21,6	30		10048017	0,085	50
DN23	21,4	28,4	40		10048023	0,138	50
DN29	27,7	34,1	50		10048029	0,170	50
DN36	35,3	43,2	60		10048036	0,233	30
DN48	46,5	55,0	70		10048048	0,310	30
DN52	52,4	62,4	150		10048052	0,420	30
DN70	69,5	83,4	150		10048070	0,720	30

M	IEC 61386				IP	
PU	1532	1 (125N)	5 (20J)	-5º/ +90º	67	OK

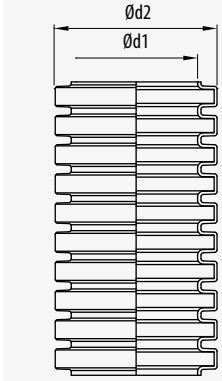

Tubo Flexible MACROFLEX

MACROFLEX Flexible Conduit

Conduit Flexible MACROFLEX



DN	d1	d2	r mm	RAL 7011	RAL 9005	kg/m	m
DN52	52,1	62,0	155	10060052	10060552	0,365	10
DN70	70	82,5	160	10060070	10060570	0,460	10
DN90	90	106,0	210	10060095	10060595	0,740	10

M	IEC 61386				IP	
PA6	1343	1 (125 N)	3 (2 J)	-40º/ +105º	67	OK

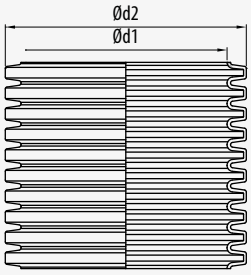

pemsa

Racor REP | REP Connector | Raccord Droit REP

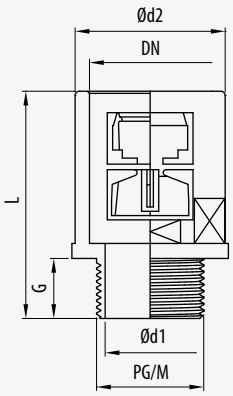

IP 67 con Junta interior
IP *67 with Internal joint*
IP *67 avec Joint interieur*

217

DN		Ød1	Ød2	G	L		RAL 7011	RAL 9005	kg/u	u
DN 7	PG 7	7,0	17,5	8,2	34,5	15	31010007	32010007	0,003	50
DN 7	PG 9	7,0	18,5	9,7	36,0	15	31010009	32010009	0,004	50
DN 7	PG11	7,0	21,5	9,7	36,0	15	31010011	32010011	0,005	50
DN 7	PG13	7,0	24,0	9,7	36,0	15	31010013	32010013	0,005	50
DN10	PG 7	8,5	18,0	12,0	36,0	15	31010107	32010107	0,003	50
DN10	PG 9	10,8	20,0	12,0	36,0	15	31010109	32010109	0,003	50
DN10	PG11	11,0	23,5	12,0	36,0	15	31010111	32010111	0,004	50
DN10	PG13	11,0	25,5	12,0	36,0	15	31010113	32010113	0,005	50
DN12	PG 9	11,4	20,8	12,5	36,5	17	31010209	32010209	0,004	50
DN12	PG11	13,1	21,0	12,5	36,5	17	31010211	32010211	0,004	50
DN12	PG13	12,4	23,0	12,5	36,5	17	31010213	32010213	0,005	50
DN14	PG13	12,4	26,5	9,0	37,0	24	36010013		0,008	50
DN17	PG11	13,7	27,0	12,5	40,5	24	31010411	32010411	0,007	50
DN17	PG13	16,0	27,0	13,0	41,0	24	31010413	32010413	0,007	50
DN17	PG16	15,4	27,0	13,0	41,0	24	31010416	32010416	0,008	50
DN17	PG21	17,5	33,0	12,5	41,5	24	31010421	32010421	0,009	50
DN23	PG16	17,3	35,0	14,0	53,0	32	31010516	32010516	0,015	50
DN23	PG21	22,0	35,0	14,0	53,0	32	31010521	32010521	0,016	30
DN29	PG29	30,2	42,0	14,0	54,0	38	31010629	32010629	0,021	30
DN36	PG29	31,0	52,0	14,0	57,5	46	31010729	32010729	0,027	10
DN36	PG36	38,0	51,5	14,0	57,5	46	31010736	32010736	0,033	10
DN48	PG48	49,0	64,5	14,5	62,0	60	31010848	32010848	0,052	10
DN 7	M12	6,8	18,5	10,0	36,3	15	31012012	32012012	0,003	50
DN 7	M16	7,0	22,5	10,0	36,3	15	31012016	32012016	0,003	50
DN 7	M20	7,0	24,5	10,0	36,3	15	31012020	32012020	0,003	50
DN10	M12	8,0	18,5	9,5	33,5	15	31012112	32012112	0,004	50
DN10	M16	10,8	21,0	12,0	36,2	15	31012116	32012116	0,004	50
DN10	M20	10,9	26,5	12,0	36,5	15	31012120	32012120	0,004	50
DN12	M16	12,1	21,8	9,5	33,5	17	31012216	32012216	0,004	50
DN12	M20	12,8	27,0	12,5	36,5	17	31012220	32012220	0,005	50
DN17	M20	16,0	27,5	13,0	41,0	24	31012420	32012420	0,008	50
DN17	M25	17,9	29,0	12,0	40,0	24	31012425	32012425	0,007	50
DN17	M32	17,8	35,0	12,0	40,0	24	31012432	32012432	0,01	50
DN23	M25	21,0	36,5	14,0	53,0	32	31012525	32012525	0,016	30
DN23	M32	22,7	38,5	14,0	53,0	32	31012532	32012532	0,015	30
DN29	M32	26,9	42,0	14,0	54,0	38	31012632	32012632	0,021	30
DN29	M40	29,0	46,5	14,0	54,0	38	31012640	32012640	0,021	30
DN36	M40	34,3	52,5	14,0	57,5	46	31012740	32012740	0,029	10
DN36	M50	38,3	56,5	14,0	57,5	46	31012750	32012750	0,029	10
DN48	M50	44,2	65,5	14,0	62,0	60	31012850	32012850	0,047	10
DN48	M63	49,5	69,0	13,5	61,0	60	31012863	32012863	0,047	10

	M			IP	
	PA6		-5/+60°	54	OK

IDEA
Prensaestopas | *Cable Gland* | *Presse-Étoupes*

IRIS

IP 68

PA6

RoHS BYCRO CE

224

Racor RREP | *RREP Connector* | *Raccord Droit RREP*

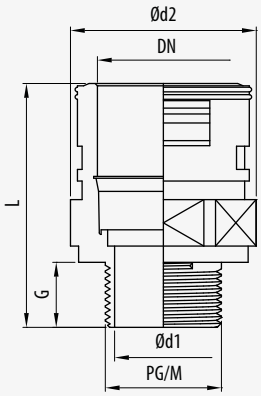

DN		Ød1	Ød2	G	L		RAL 7011	RAL 9005	kg/u	u
DN10	PG 7	8,5	21,1	12,0	36,5	19	31100107	32100107	0,005	50
DN10	PG 9	11,0	21,1	12,0	36,5	19	31100109	32100109	0,005	50
DN10	PG11	10,0	21,1	12,0	36,5	19	31100111	32100111	0,006	50
DN10	PG13	11,0	23,5	12,0	37,0	19	31100113	32100113	0,006	50
DN12	PG 9	11,4	24,0	12,5	38,0	22	31100209	32100209	0,006	50
DN12	PG11	13,1	24,0	12,5	38,0	22	31100211	32100211	0,007	50
DN12	PG13	12,4	24,0	12,5	38,0	22	31100213	32100213	0,007	50
DN17	PG11	15,4	30,4	12,5	42,0	27	31100411	32100411	0,011	50
DN17	PG13	17,5	30,4	13,0	42,5	27	31100413	32100413	0,011	50
DN17	PG16	15,4	30,4	13,0	42,5	27	31100416	32100416	0,011	50
DN17	PG21	17,5	33,0	12,5	42,0	27	31100421	32100421	0,012	50
DN23	PG16	17,3	40,0	14,0	52,5	36	31100516	32100516	0,021	50
DN23	PG21	22,0	40,0	14,0	52,5	36	31100521	32100521	0,021	30
DN29	PG29	30,2	46,0	14,0	53,5	41	31100629	32100629	0,027	30
DN36	PG29	31,0	57,0	14,0	59,0	50	31100729	32100729	0,041	10
DN36	PG36	38,0	57,0	14,0	59,0	50	31100736	32100736	0,065	10
DN48	PG48	49,0	73,0	14,5	64,5	65	31100848	32100848	0,084	10
DN10	M12	8,0	21,1	9,5	34,0	19	31101112	32101112	0,006	50
DN10	M16	10,2	21,1	9,5	34,0	19	31101116	32101116	0,006	50
DN10	M20	10,9	26,5	12,0	37,0	19	31101120	32101120	0,006	50
DN12	M16	12,1	24,0	9,5	35,0	22	31101216	32101216	0,007	50
DN12	M20	12,8	24,0	12,5	38,0	22	31101220	32101220	0,007	50
DN17	M20	16,0	30,4	13,0	42,5	27	31101420	32101420	0,012	50
DN17	M25	17,9	30,4	12,0	41,5	27	31101425	32101425	0,011	50
DN23	M25	17,8	35,5	12,0	41,5	27	31101525	32101525	0,021	30
DN23	M32	22,7	40,0	14,0	52,5	36	31101532	32101532	0,02	30
DN29	M32	26,9	46,0	14,0	53,5	41	31101632	32101632	0,027	30
DN29	M40	29,0	46,5	14,0	53,5	41	31101640	32101640	0,027	30
DN36	M40	34,3	57,0	14,0	59,0	50	31101740	32101740	0,065	10
DN36	M50	38,3	57,0	14,0	59,0	50	31101750	32101750	0,065	10
DN48	M50	44,2	73,0	14,0	64,5	65	31101850	32101850	0,084	10
DN48	M63	49,5	73,0	13,5	63,5	65	31101863	32101863	0,084	10

	M			IP	
	PA6		-25/+105º	67	OK

HSK-K | Prensa-estopas Industriales | *Industrial Cable Glands* | *Presse-Étoupes Industrielles*

IDEA

ATEX II 2G 1D

+i 225, 226

Racor Recto Interior | *Female Straight Connector* | *Raccord filetage interieur*

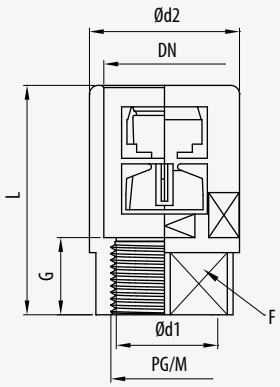

DN		Ød1	Ød2	G	L		RAL 7011	RAL 9005	kg/u	u
DN10	PG 9	11	19,0	12,0	36,0	17,0	31020109	32020109	0,004	50
DN12	PG11	13,4	24,8	13,0	37,0	22,0	31020211	32020211	0,005	50
DN17	PG13	17,2	28,5	13,5	39,0	24,0	31020413	32020413	0,009	50
DN17	PG16	17,3	33,2	13,0	39,0	30,0	31020416	32020416	0,008	50
DN23	PG21	21,7	36,0	14,5	52,0	32,0	31020521	32020521	0,017	30
DN29	PG29	30	47,5	18,5	57,0	42,0	31020629	32020629	0,024	30
DN36	PG36	38	59,8	21,0	63,5	54,0	31020736	32020736	0,039	10
DN48	PG48	48	73,0	21,0	67,5	65,0	31020848	32020848	0,060	10

	M			IP	
	PA6		-25/+105º	54	OK

Racor RRIP | *RRIP Connector* | *Raccord RRIP*

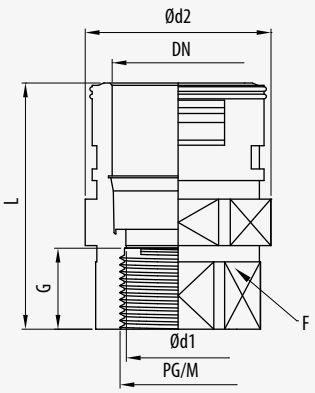

DN		Ød1	Ød2	G	L		RAL 7011	RAL 9005	kg/u	u
DN10	PG 7	11,0	21,1	12,0	36,5	17	31110107	32110107	0,006	50
DN10	PG 9	11,0	21,7	12,0	35,5	19	31110109	32110109	0,006	50
DN12	PG11	13,4	24,8	13,0	38,5	22	31110211	32110211	0,007	50
DN12	PG13	13,3	27,0	11,0	38,5	24	31110213	32110213	0,008	50
DN17	PG13	17,2	30,4	13,5	40,5	30	31110413	32110413	0,012	50
DN17	PG16	17,3	33,2	13,0	40,5	30	31110416	32110416	0,011	50
DN23	PG21	21,7	40,0	14,5	51,5	32	31110521	32110521	0,027	30
DN29	PG29	30,0	47,5	18,5	56,5	42	31110629	32110629	0,028	30
DN36	PG36	38,0	59,8	21,0	65,0	54	31110736	32110736	0,070	10
DN48	PG48	48,0	73,0	21,0	70,0	65	31110848	32110848	0,090	10
DN10	M16	10,4	21,1	12,0	36,0	19	31111116	32111116	0,003	50
DN12	M16	12,9	24,0	12,0	37,0	19	31111216	32111216	0,007	50
DN17	N20	18,0	30,4	16,0	43,0	27	31111420	32111420	0,012	50
DN23	M25	22,5	40,0	17,0	53,0	32	31111525	32111525	0,027	30
DN29	M32	30,0	46,0	16,5	53,5	36	31111632	32111632	0,028	30
DN36	M40	38,0	57,0	20,0	63,5	46	31111740	32111740	0,070	10
DN48	M50	48,0	73,0	21,0	68,0	60	31111863	32111850	0,090	10

	M			IP	
	PA6		-25/+105º	67	OK

Racor RA 45° | *RA 45° Connector* | *Raccord Coudé RA 45°*

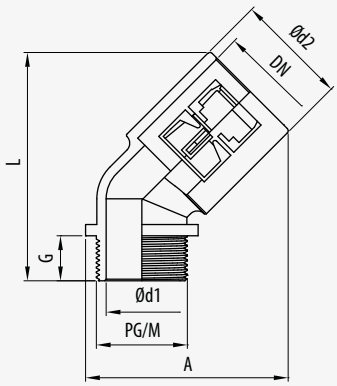

DN		Ød1	Ød2	G	L	A	RAL 7011	RAL 9005	kg/u	u
DN 7	PG 7	7,0	17,2	8,2	53,4	34	31030007	32030007	0,004	50
DN10	PG 9	11,1	18,0	12,0	50,0	36	31030109	32030109	0,006	50
DN12	PG11	13,2	21,0	12,0	49,5	40	31030211	32030211	0,008	50
DN17	PG16	16,3	27,0	13,0	59,0	47	31030416	32030416	0,013	50
DN23	PG21	22,2	35,0	14,0	71,0	63	31030521	32030521	0,026	30
DN29	PG29	30,1	41,8	14,0	79,0	72	31030629	32030629	0,036	30

M		°C	IP	
PA6		-25/+105º	54	OK

Racor RA 90° | *RA 90° Connector* | *Raccord Coudé RA 90°*

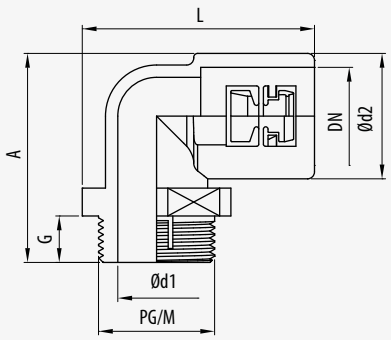

DN		Ød1	Ød2	G	L		RAL 7011	RAL 9005	kg/u	u
DN 7	PG 7	7,0	17,2	8,0	44,5	29,6	31040007	32040007	0,006	50
DN10	PG 7	8,4	18,0	10,5	38,3	33,5	31040107	32040107	0,007	50
DN10	PG 9	11,0	18,0	10,5	39,3	33,5	31040109	32040109	0,007	50
DN10	PG11	11,0	18,0	10,5	39,3	33,5	31040111	32040111	0,008	50
DN10	PG13	10,9	18,0	11,0	41,3	34,5	31040113	32040113	0,008	50
DN12	PG 9	11,7	20,8	11,0	42,0	36,5	31040209	32040209	0,009	50
DN12	PG11	13,0	20,8	11,0	43,0	36,5	31040211	32040211	0,009	50
DN12	PG13	15,0	20,8	11,0	43,3	36,5	31040213	32040213	0,008	50
DN17	PG13	16,0	27,0	13,0	47,5	45,0	31040413	32040413	0,013	50
DN17	PG16	17,2	27,0	13,0	47,5	45,0	31040416	32040416	0,013	50
DN23	PG21	22,1	35,0	14,0	65,0	54,0	31040521	32040521	0,023	30
DN29	PG29	30,3	41,8	14,0	73,8	60,9	31040629	32040629	0,036	30
DN36	PG36	38,0	51,0	14,0	86,3	70,0	31040736	32040736	0,062	10
DN48	PG48	49,7	63,8	14,0	102,5	82,3	31040848	32040848	0,095	10
DN 7	M12	6,9	17,2	10,0	44,5	42,8	31042012	32042012	0,009	50
DN 7	M16	7,0	17,2	10,0	46,5	42,8	31042016	32042016	0,009	50
DN 7	M20	7,0	17,2	10,0	47,5	42,8	31042020	32042020	0,009	50
DN10	M16	8,3	21,1	9,0	56,0	37,5	31042116	32042116	0,007	50
DN10	M20	10,0	21,1	9,0	58,0	37,5	31042120	32042120	0,008	50
DN12	M16	7,0	17,2	8,0	44,5	29,6	31042216	32042216	0,009	50
DN12	M20	12,0	23,9	9,0	59,0	41,2	31042220	32042220	0,009	50
DN17	M20	16,0	27,0	13,0	47,5	45,0	31042420	32042420	0,013	50
DN23	M25	20,3	35,0	14,0	65,5	54,0	31042525	32042525	0,026	30
DN29	M32	27,0	41,8	14,0	73,3	60,9	31042632	32042632	0,036	30
DN36	M40	33,5	51,0	14,0	86,3	70,0	31042740	32042740	0,061	10
DN48	M50	42,3	63,8	14,0	102,5	82,3	31042850	32042850	0,094	10

M		°C	IP	
PA6		-25/+105º	54	OK

Racor RAP 45° | RAP 45° Connector | Raccord Coudé RAP 45°

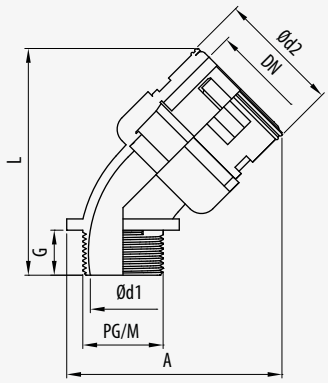

DN		Ød1	Ød2	G	L	A	RAL 7011	RAL 9005	kg/u	u
DN10	M16	10,0	21,1	11,0	46,5	41,4	31120116	32120116	0,007	50
DN10	M20	9,9	21,1	11,0	46,5	44,7	31120120	32120120	0,008	50
DN12	M16	8,7	24,3	11,0	50,0	44,8	31120216	32120216	0,010	50
DN12	M20	11,9	24,3	11,0	50,0	44,8	31120220	32120220	0,010	50
DN17	M20	14,7	30,4	13,5	58,0	52,0	31120420	32120420	0,015	50
DN17	M25	16,7	30,4	13,5	58,0	54,5	31120425	32120425	0,015	50
DN23	M25	20,1	40,0	14,0	70,5	67,0	31120525	32120525	0,028	30
DN23	M32	22,1	40,0	14,0	70,5	67,3	31120532	32120532	0,028	30
DN29	M32	25,7	46,0	14,0	77,0	75,7	31120632	32120632	0,038	30
DN29	M40	28,6	46,0	14,0	77,0	77,0	31120640	32120640	0,038	30
DN36	M40	28,5	56,0	14,0	91,5	88,5	31120740	32120740	0,070	10
DN36	M50	35,7	56,0	14,0	91,5	91,3	31120750	32120750	0,070	10
DN48	M50	41,2	70,0	14,0	104,5	105,5	31120850	32120850	0,116	10
DN48	M63	49,0	70,0	14,0	104,5	110,0	31120863	32120863	0,102	10

	M			IP	
	PA6		-25/+105º	67	OK

Racor RAP 90° | RAP 90° Connector | Raccord Coudé RAP 90°

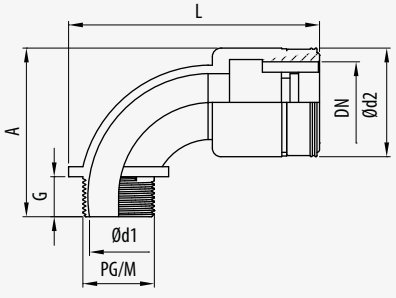

DN		Ød1	Ød2	G	L	A	RAL 7011	RAL 9005	kg/u	u
DN10	M16	9,9	21,1	11,0	56,0	37,6	31130116	32130116	0,007	50
DN10	M20	9,9	21,1	11,0	59,3	37,6	31130120	32130120	0,008	50
DN12	M16	8,7	24,3	11,0	59,3	41,0	31130216	32130216	0,011	50
DN12	M20	12,0	24,3	11,0	59,3	41,0	31130220	32130220	0,011	50
DN17	M20	14,7	30,4	13,0	68,5	48,2	31130420	32130420	0,017	50
DN17	M25	16,7	30,4	13,5	71,0	48,2	31130425	32130425	0,017	50
DN23	M25	20,1	40,0	14,0	87,8	59,0	31130525	32130525	0,027	30
DN23	M32	22,1	40,0	14,0	88,1	59,0	31130532	32130532	0,027	30
DN29	M32	25,7	46,0	14,0	98,0	66,0	31130632	32130632	0,046	30
DN29	M40	28,6	46,0	14,0	99,0	66,0	31130640	32130640	0,046	30
DN36	M40	28,3	56,0	14,0	110,4	78,0	31130740	32130740	0,083	10
DN36	M50	36,0	56,0	14,0	113,4	78,0	31130750	32130750	0,083	10
DN48	M50	41,2	70,0	14,0	129,5	91,5	31130850	32130850	0,122	10
DN48	M63	49,0	70,0	14,0	134,0	91,5	31130863	32130863	0,122	10

	M			IP	
	PA6		-25/+105º	67	OK

Racor AB 90° | AB 90° Connector | Raccord Soclé 90°



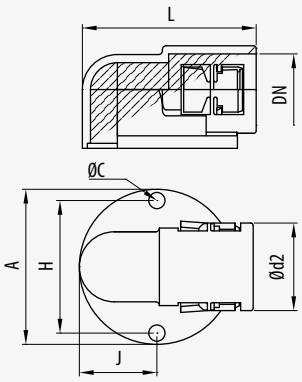

DN	Ød2	L	A		RAL 7011	RAL 9005	kg/u	u
DN17	27,0	51,0	45		31050400	32050400	0,016	30
DN23	35,0	69,5	62		31050500	32050500	0,033	30
DN29	41,8	78,0	67		31050600	32050600	0,048	20
DN36	51,0	103,0	85		31050700	32050700	0,079	10
DN48	63,8	119,5	88		31050800	32050800	0,125	10

M		°C	IP	
PA6		-55/+105º	54	OK

Racor REM | REM Connector | Raccord Droit REM

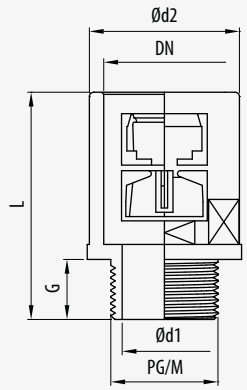

DN		Ød1	Ød2	G	L		RAL 7011	RAL 9005	kg/u	u
DN10	M16	10,8	21,0	12	37,0	15	31013116	32013116	0,009	30
DN10	M20	10,9	25,0	12	37,5	15	31013120	32013120	0,010	30
DN12	M16	10,8	21,0	12	37,5	17	31013216	32013216	0,014	30
DN12	M20	10,6	25,0	12	37,5	17	31013220	32013220	0,014	30
DN17	M20	15,4	27,5	12	40,0	24	31013420	32013420	0,020	30
DN17	M25	17,7	32,0	14	42,0	24	31013425	32013425	0,019	30
DN23	M25	19,7	36,0	14	53,0	32	31013525	32013525	0,037	30
DN23	M32	24,6	39,0	14	53,0	32	31013532	32013532	0,037	30
DN29	M32	25,7	42,0	14	54,0	38	31013632	32013632	0,053	20
DN29	M40	28,7	51,0	14	54,0	38	31013640	32013640	0,055	20
DN36	M50	35,7	60,5	18	63,0	46	31013750	32013750	0,104	10
DN48	M63	46,0	70,0	15,5	66,5	60	31013863	32013863	0,160	10

M		°C	IP	
PA6+LN		-25/+105º	54	OK

Racor RREM | *RREM Connector* | *Raccord Droit RREM*

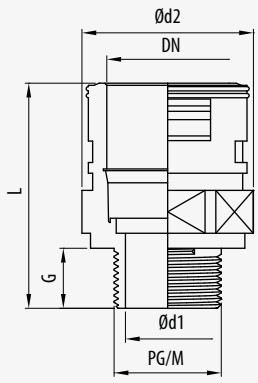

DN		Ød1	Ød2	G	L		RAL 7011	RAL 9005	kg/u	u
DN10	M16	10,8	21,1	12,0	37,5	19	31102116	32102116	0,011	30
DN10	M20	10,9	25,0	12,0	38,0	19	31102120	32102120	0,009	30
DN12	M16	10,8	24,0	12,0	39,0	22	31102216	32102216	0,016	30
DN12	M20	10,6	25,0	12,0	39,0	22	31102220	32102220	0,017	30
DN17	M20	15,4	30,4	12,0	41,5	27	31102420	32102420	0,023	30
DN17	M25	17,7	32,0	14,0	43,5	27	31102425	32102425	0,024	30
DN23	M25	19,7	40,0	14,0	52,5	36	31102525	32102525	0,042	30
DN23	M32	24,6	40,0	14,0	52,5	36	31102532	32102532	0,042	30
DN29	M32	26,9	46,0	14,0	53,5	41	31102632	32102632	0,062	20
DN29	M40	29,0	46,5	14,0	53,5	41	31102640	32102640	0,061	20
DN36	M50	35,7	60,5	18,0	64,5	50	31102750	32102750	0,116	10
DN48	M63	46,0	73,0	15,5	69,0	65	31102848	32102863	0,155	10

	M			IP	
	PA6+LN		-25/+105º	67	OK

Racor RAM 45º | *RAM 45º Connector* | *Raccord Coudé RAM 45º*

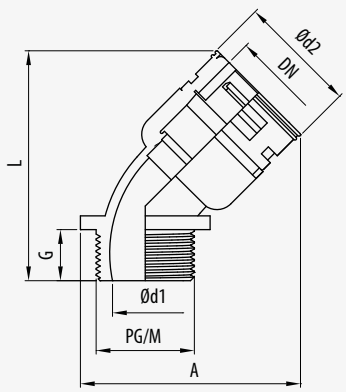

DN		Ød1	Ød2	G	L	A	RAL 7011	RAL 9005	kg/u	u
DN10	M16	10,0	21,1	11,0	47,0	43,4	31121116	32121116	0,011	30
DN10	M20	9,9	21,1	11,0	47,0	43,4	31121120	32121120	0,011	30
DN12	M16	8,7	24,3	11,0	50,0	44,5	31121216	32121216	0,017	30
DN12	M20	11,9	24,3	12,0	51,0	43,7	31121220	32121220	0,017	30
DN17	M20	14,8	30,4	13,0	58,5	53,2	31121420	32121420	0,033	30
DN17	M25	16,7	30,4	13,0	58,5	56,0	31121425	32121425	0,033	30
DN23	M32	22,2	40,0	14,0	71,0	70,8	31121532	32121532	0,041	30
DN29	M32	23,2	46,0	14,0	77,6	76,2	31121632	32121632	0,017	20
DN29	M40	28,6	46,0	14,0	78,1	80,0	31121640	32121640	0,058	20
DN36	M40	28,4	56,0	14,0	91,7	88,5	31121740	32121740	0,101	10
DN36	M50	36,2	56,0	14,0	91,7	91,5	31121750	32121750	0,101	10
DN48	M63	49,7	70,0	14,0	105,5	111,2	31121863	32121863	0,156	10

	M			IP	
	PA6+LN		-25/+105º	67	OK

Racor RAM 90° | *RAM 90° Connector* | *Raccord Coudé RAM 90°*

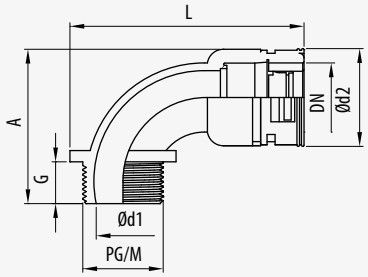

DN		d1	d2	G	L	A	RAL 7011	RAL 9005	kg/u	u
DN10	M16	10,0	21,1	11,0	58,0	38,1	31131116	32131116	0,012	30
DN10	M20	10,0	21,3	11,8	58,5	38,1	31131120	32131120	0,013	30
DN12	M16	8,7	24,3	11,0	59,6	41,0	31131216	32131216	0,017	30
DN12	M20	11,9	24,3	12,0	58,8	42,0	31131220	32131220	0,017	30
DN17	M20	14,8	30,4	13,0	70,0	48,2	31131420	32131420	0,026	30
DN17	M25	16,7	30,4	13,0	72,8	48,2	31131425	32131425	0,026	30
DN23	M32	22,2	40,0	14,0	91,9	59,0	31131532	32131532	0,044	30
DN29	M32	23,2	46,0	14,0	98,3	66,0	31131632	32131632	0,075	20
DN29	M40	28,6	46,0	14,0	102,0	66,5	31131640	32131640	0,071	20
DN36	M40	28,4	56,0	14,0	111,2	78,0	31131740	32131740	0,106	10
DN36	M50	36,2	56,0	14,0	116,2	78,0	31131750	32131750	0,106	10
DN48	M63	49,7	70,0	14,0	134,8	91,0	31131863	32131863	0,175	10

M		°C	IP	
PA6+LN		-25/+105º	67	OK

Racor RPM | *RPM Connector* | *Raccord Presse-Étoupe RPM*

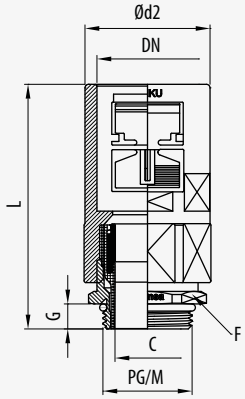

DN		d2	G	L			RAL 7011	RAL 9005	kg/u	u
DN10	PG 9	24,8	6,0	50	17		31080109		0,021	30
DN12	PG11	27,0	6,0	51	20		31080211		0,037	30
DN12	PG13	30,0	6,5	52	22		31080213		0,045	30
DN17	PG16	33,6	6,5	58	24		31080416		0,051	30
DN23	PG21	37,0	7,0	68	30		31080521		0,070	30
DN29	PG29	54,0	8,0	73	40		31080629		0,120	20
DN36	PG36	57,0	8,0	83	50		31080736		0,190	10
DN48	PG48	72,0	10,0	93	64		31080848		0,360	10
DN 7	M12	17,8	5,0	51	14		31082012	32082012	0,014	30
DN10	M16	24,8	6,0	50	19		31082116	32082116	0,023	30
DN12	M16	27,0	6,0	50	19		31082216	32082216	0,033	30
DN12	M20	30,0	6,0	52	22		31082220	32082220	0,033	30
DN17	M20	33,6	6,0	55	24		31082420	32082420	0,039	30
DN23	M25	37,0	7,0	68	30		31082525	32082525	0,067	30
DN29	M32	51,0	8,0	73	40		31082632	32082632	0,125	30
DN36	M40	57,0	8,0	85	50		31082740	32082740	0,200	30
DN48	M63	72,0	10,0	93	64		31082863	32082863	0,359	30

M		°C	IP	
PA6+LN		-25/+105º	54	OK

Racor RPP | *RPP Connector* | *Raccord Presse-Étoupe RPP*

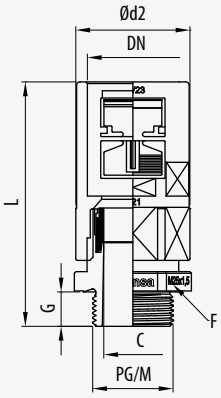

DN		Ød2	G	L		RAL 7011	RAL 9005	kg/u	u
DN 7	PG 7	15,5	8	55	15	31070007		0,008	30
DN10	PG 9	21,7	8	53	19	31070109		0,011	30
DN12	PG11	24,8	8	54	22	31070211		0,014	30
DN12	PG13	27,0	9	57	24	31070213		0,016	30
DN17	PG16	30,4	10	63	27	31070416		0,023	30
DN23	PG21	35,5	11	73	33	31070521		0,039	30
DN29	PG29	47,5	11	82	42	31070629		0,102	20
DN36	PG36	59,8	13	93	53	31070736		0,106	10
DN48	PG48	73,0	14	102	65	31070848		0,149	10
DN 7	M12	15,5	8	55	15	31072012	32072012	0,006	30
DN10	M16	21,7	8	53	19	31072116	32072116	0,008	30
DN12	M16	24,8	8	57	22	31072216	32072216	0,011	30
DN12	M20	27,0	9	59	24	31072220	32072220	0,015	30
DN7	M20	30,4	9	63	27	31072420	32072420	0,017	30
DN23	M25	35,5	11	74	33	31072525	32072525	0,029	30
DN29	M32	47,5	11	82	42	31072632	32072632	0,044	20
DN36	M40	59,8	13	95	53	31072740	32072740	0,082	10
DN48	M63	73,0	14	102	65	31072863	32072863	0,12	10

	M			IP	
	PA6		-25/+105º	54	OK

Racor PI | *PI Connector* | *Raccord PI*

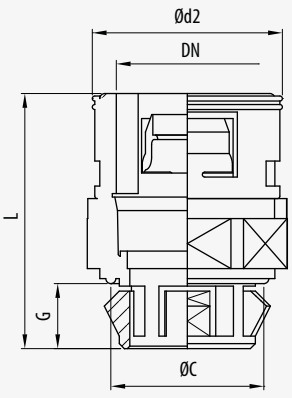

DN	Ød2	G	L			RAL 7011	RAL 9005	kg/u	u
DN10	21,2	11,5	38,0	19		31140109	32140109	0,006	50
DN12	24,0	11,5	39,0	22		31140211	32140211	0,006	50
DN17	30,4	12,0	42,0	27		31140416	32140416	0,011	50
DN23	40,0	12,5	52,0	36		31140521	32140521	0,022	30
DN29	46,0	16,5	57,5	41		31140629	32140629	0,030	30

	M			IP	
	PA6		-25/+105º	67	OK

Racor AD | AD Connector | Raccord AD

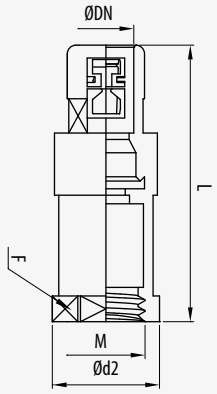

DN		Ød2	L		RAL 7011	RAL 9005	kg/u	u
DN 7	M 8x1	17,2	53,5	12	39094208	39097208	0,005	50
DN 7	M12x1	17,2	53,5	15	39094412	39097412	0,005	50
DN 7	M18x1	25,0	53,5	22	39094518	39097518	0,007	50
DN10	M 8x1	24,2	64,5	12	39094608	39097608	0,009	50
DN10	M12x1	24,2	64,5	15	39094612	39097612	0,009	50
DN10	M18x1	25,0	64,8	22	39094618	39097618	0,011	50
DN10	M30x1,5	41,5	64,8	36	39094730	39097730	0,018	50

	M		°C	IP	
	PA6		-25/+105º	54	OK

Racor AT | AT Connector | Raccord AT

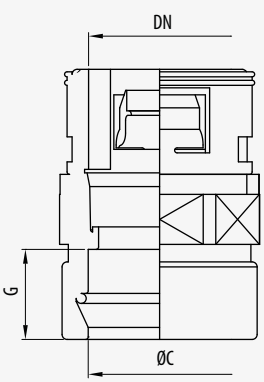

DN		G		RAL 7011	RAL 9005	kg/u	u
DN17	M20	15,0		31151420	32151420	0,034	30
DN17	M25	14,5		31151425	32151425	0,045	30
DN29	M32	19,0		31151632	32151632	0,060	20
DN36	M40	20,0		31151740	32151740	0,079	10

	M		°C	IP	
	PA6		-25/+105º	67	OK

Derivación DY | DY Derivation | Dérivation DY

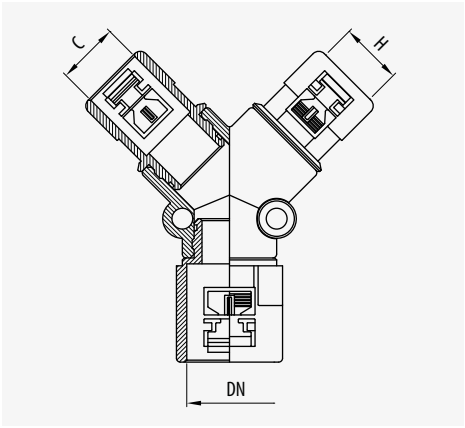

DN	d1	d2	RAL 7011	RAL 9005	kg/u	u
DN10	DN7	DN7	31060100	32060100	0,025	10
DN10	DN10	DN10	31060111	32060111	0,022	10
DN12	DN10	DN10	31060211	32060211	0,023	10
DN17	DN12	DN12	31060422	32060422	0,025	10
DN17	DN17	DN17	31060444	32060444	0,030	10
DN23	DN17	DN17	31060544	32060544	0,090	10

M		°C	IP	
PA6		4 (-25º)/3 (+105º)	54	OK

Derivación DT | DT Derivation | Dérivation DT

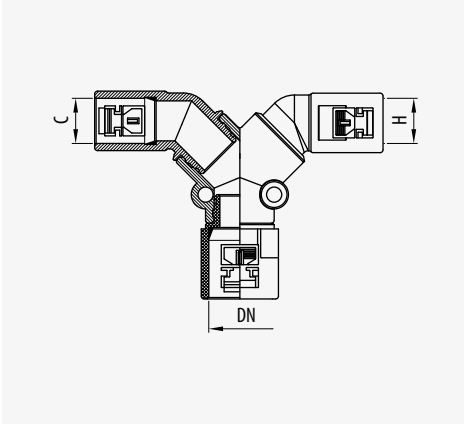

DN	d1	d2	RAL 7011	RAL 9005	kg/u	u
DN10	DN10	DN10	31065111	32065111	0,027	10
DN12	DN10	DN10	31065211	32065211	0,027	10
DN17	DN12	DN12	31065422	32065422	0,033	10
DN17	DN17	DN17	31065444	32065444	0,040	10
DN29	DN23	DN23	31065655	32065655	0,110	10
DN29	DN29	DN29	31065666	32065666	0,120	10

M		°C	IP	
PA6		-25/+105º	54	OK

SOLUTIONS
Ferroviario | Railway app. | Applications Ferroviaires
Pemsaflex
PA6



+i 239

Soporte Tubo | *Conduit Clips* | *Clip de Maintien*

RoHS CE IEC 61386

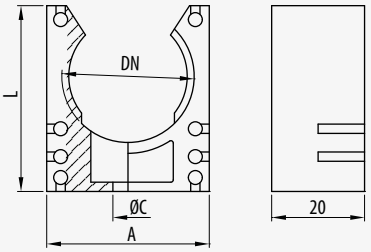

DN	L	A	RAL 7011	RAL 9005	kg/u	u
DN 7	18	20	31095000	32095000	0,004	100
DN10	23	20	31095100	32095100	0,005	100
DN12	26	22	31095200	32095200	0,006	50
DN14	33	28	31095300		0,007	50
DN17	33	28	31095400	32095400	0,008	50
DN23	40	35	31095500	32095500	0,012	50
DN29	45	43	31095600	32095600	0,011	30
DN36	53	54	31095700	32095700	0,016	20
DN48	66	68	31095800	32095800	0,020	20

M	°C	
PA6	-25/+105º	OK



Tapa Soporte | *Clip Lid* | *Couvercle Clip*

RoHS CE IEC 61386

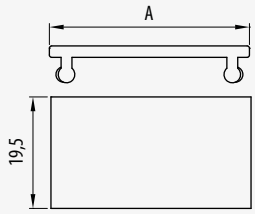

DN	A	RAL 7011	RAL 9005	kg/u	u
DN7/10	20	31096000	32096000	0,001	100
DN12	22	31096200	32096200	0,001	50
DN14/17	28	31096400	32096400	0,001	50
DN23	35	31096500	32096500	0,001	50
DN29	43	31096600	32096600	0,002	30
DN36	54	31096700	32096700	0,002	20
DN48	68	31096800	32096800	0,003	20

M	°C	
PA6	-25/+105º	OK



Clip Union | *Joint Clip* | *Clip Fixation*

RoHS CE IEC 61386

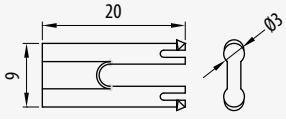

RAL 7011	RAL 9005	kg/u	u
31097500	32097500	0,001	100

M	°C	
PA6	-25/+105º	OK



Clip Rail | *Rail Clip* | *Clip Rail*

RoHS CE IEC 61386

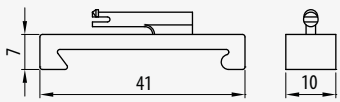

RAL 7011	RAL 9005	kg/u	u
31097000	32097000	0,002	100

M	°C	
PA6	-25/+105º	OK



Terminal Protector | *End Protector* | *Embout de Protection*

RoHS CE IEC 61386

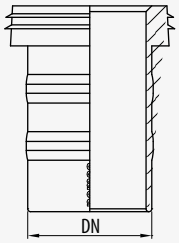

DN		Ref	kg/u	u
DN10		39098100	0,001	50
DN12		39098200	0,001	50
DN17		39098400	0,002	50
DN23		39098500	0,003	50
DN29		39098600	0,005	30
DN36		39098700	0,007	20
DN48		39098800	0,012	10

M	°C	
PE	-25/+60º	OK

Tuerca TCP | *TCP Nut* | *Ecrou TCP*

RoHS CE IEC 61386

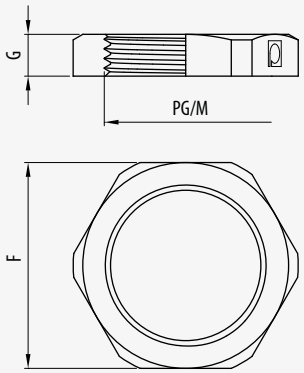

	G		RAL 7011	RAL 9005	kg/u	u
PG 7	5	19	40026007	40024007	0,001	100
PG 9	5	22	40026009	40024009	0,002	100
PG11	5	24	40026011	40024011	0,001	100
PG13	6	27	40026013	40024013	0,002	100
PG16	6	30	40026016	40024016	0,003	100
PG21	7	36	40026021	40024021	0,003	100
PG29	7	46	40026029	40024029	0,006	50
PG36	8	60	40026036	40024036	0,013	25
PG48	8	70	40026048	40024048	0,014	25
M12	5	18	40027120	40025120	0,001	100
M16	5	22	40027160	40025160	0,001	100
M20	6	26	40027200	40025200	0,002	100
M25	6	32	40027250	40025250	0,005	100
M32	7	41	40027320	40025320	0,005	50
M40	7	50	40027400	40025400	0,007	25
M50	8	60	40027500	40025500	0,010	25
M63	8	75	40027630	40025630	0,016	25

	M			
	PA6		-25/+105º	OK



Tuerca TCM | *TCM Nut* | *Ecrou TCM*

RoHS CE IEC 61386

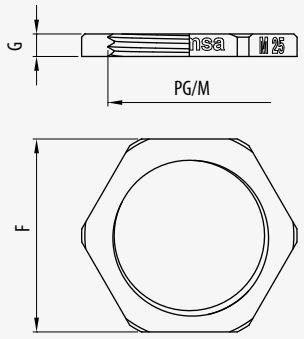

	G			LN	kg/u	u
PG 7	2,8	15		40010007	0,002	100
PG 9	2,8	18		40010009	0,002	100
PG11	3,0	21		40010011	0,003	100
PG13	3,0	23		40010013	0,003	100
PG16	3,0	26		40010016	0,005	100
PG21	3,5	32		40010021	0,007	100
PG29	4,0	41		40010029	0,013	50
PG36	5,0	51		40010036	0,021	25
PG42	5,0	60		40010042	0,030	25
PG48	5,5	64		40010048	0,034	25
M12	2,8	15		40011120	0,002	100
M16	2,8	19		40011160	0,003	100
M20	3,0	24		40011200	0,004	100
M25	3,5	30		40011250	0,009	100
M32	4,0	36		40011320	0,011	50
M40	5,0	46		40011400	0,019	25
M50	5,0	60		40011500	0,026	25
M63	6,0	70		40011630	0,055	25

	M			
	LN		-45/+150º	OK

IDEA

Racor Giratorio | *Swivel Connector* | *Racor Giratoire*

Facil instalación de Racor a Caja y tuerca
Easy fitting Connector to Box and nut
Installation facile des Raccords

+i 196

RGp



Junta Exterior | *Flat Ring* | *Joint Plat*

RoHS CE IEC 61386

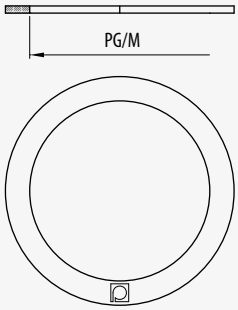

		RAL 5024	kg/u	u
PG 7		39092007	0,001	100
PG 9		39092009	0,001	100
PG11		39092011	0,001	100
PG13		39092013	0,001	50
PG16		39092016	0,001	50
PG21		39092021	0,001	50
PG29		39092029	0,001	30
PG36		39092036	0,001	20
PG48		39092048	0,002	10
M12		39092112	0,000	50
M16		39092116	0,000	50
M20		39092120	0,001	50
M25		39092125	0,001	50
M32		39092132	0,001	30
M40		39092140	0,002	10
M50		39092150	0,003	10
M63		39092163	0,002	10

M		°C	
NBR		-25/+105º	OK

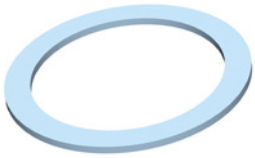

Junta Interior | *Internal Joint* | *Joint Interieur*

RoHS CE IEC 61386

DN		RAL 9010	kg/u	u
DN7		39091000	0,001	50
DN10		39091100	0,001	50
DN12		39091200	0,001	50
DN17		39091400	0,001	50
DN23		39091500	0,001	30
DN29		39091600	0,001	30
DN36		39091700	0,001	20
DN48		39091800	0,001	10

M		°C	IP	
PET		-25/+105º	67	OK

IDEA

Plastic RAL 7035

Gama completa
Gris claro RAL 7035
Full range
Light Grey RAL 7035
Gamme Complète
Gris clair RAL 7035

RLH

RPVC

CLH



TFA

TM-PVC

+i 176, 178

IEC 61386

Protector de Tubo | *Conduit Protector* | *Protecteur de Conduit*

RoHS CE IEC 61386



DN	RAL 9005	kg/u	u
DN36	33100036	0,049	10
DN48	33100048	0,06	10
DN52	33100052	0,073	10
DN70	33100070	0,132	10
DN90	33100090	0,239	10

M		°C	
PA12		-25/+90º	OK

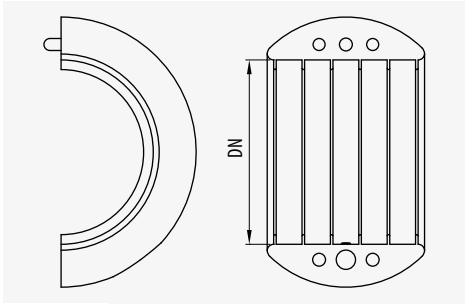

Soporte Medio | *Medium Support* | *Support Moyein*

RoHS CE IEC 61386



DN	RAL 9005	kg/u	u
DN29	33110029	0,010	25
DN36	33110036	0,043	10
DN48	33110048	0,035	10
DN52	33110052	0,027	10
DN70	33110070	0,027	10

M		°C	
PA12		-25/+105º	OK

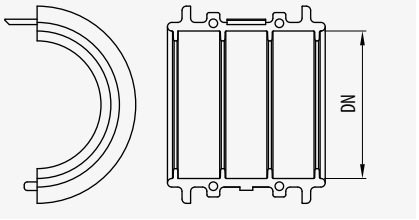

Soporte Final | *Final Support* | *Support Final*

RoHS CE IEC 61386

DN	RAL 9005	kg/u	u
DN70	33110170	0,038	10

M		°C	
PA12		-25/+105º	OK

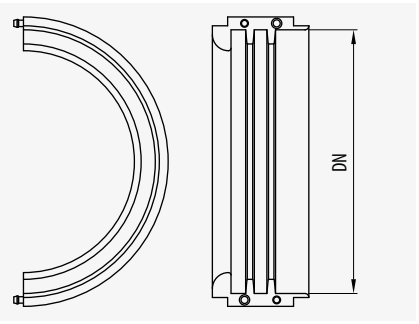

Abrazadera | *Grip Clamp* | *Collier*

RoHS CE IEC 61386

DN	RAL 9005	kg/u	u
DN29	33120029	0,05	25
DN36	33120036	0,063	10
DN52	33120052	0,075	10
DN70	33120070	0,175	10

M		°C	
PA12		-25/+90 º	OK

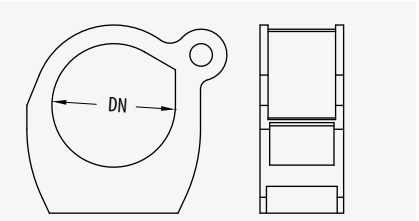

Abrazadera S | *S Jaw Comb* | *Collier S*

RoHS CE IEC 61386

DN	RAL 9005	kg/u	u
DN70	33130070	0,001	10

M		°C	
PA12		-25/+90 º	OK

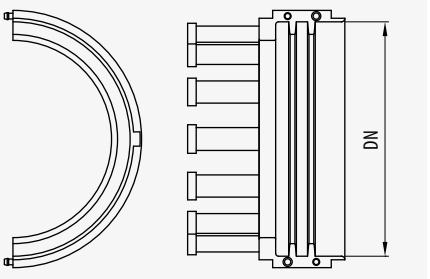

Racor Recto | *Straight Connector* | *Embase Droit*

RoHS CE IEC 61386

DN	L	A	RAL 7011	RAL 9005	kg/u	u
DN52	17	74	33010052	33050052	0,022	1
DN70	21	103	33010070	33050070	0,023	1
DN95	28	130	33010095	33050095	0,043	1

M		°C	IP	
PA6		-25/+105º	54	OK

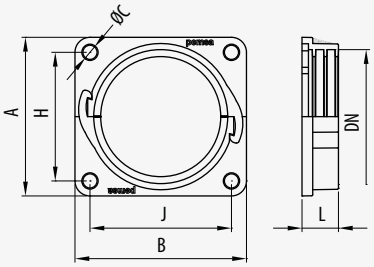

Angular Recto | *Straight Angle* | *Raccord 90°*

RoHS CE IEC 61386

DN	RAL 7011	RAL 9005	kg/u	u
DN70	33020070	33060070	0,165	1
DN95	33020095	33060095	0,165	1

M		°C	
PA6		-25/+105º	OK



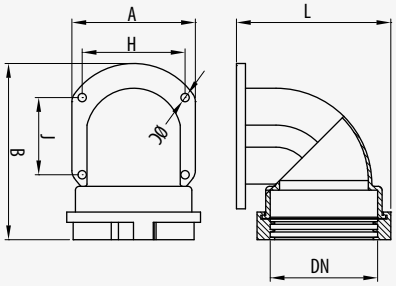

Angular Giratorio | *Swivel Angle* | *Raccord 90° Giratoire*

RoHS CE IEC 61386

DN	RAL 7011	RAL 9005	kg/u	u
DN70	33030070	33070070	0,165	1
DN95	33030095	33070095	0,165	1

M		°C	
PA6		-25/+105º	OK



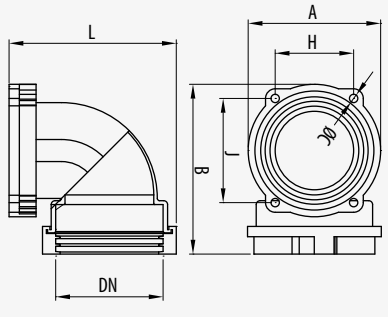

Junta de Estanqueidad I | *Fibre Washer I* | *Joint Plat I*

RoHS CE IEC 61386

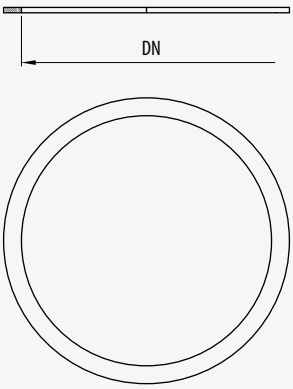

DN		RAL 9005	kg/u	u
DN70		33090070	0,001	1
DN95		33090095	0,001	1

	M		°C	IP	
	NBR		-40/+60º	65	OK

Junta de Estanqueidad II | *Fibre Washer II* | *Joint Plat II*

RoHS CE IEC 61386

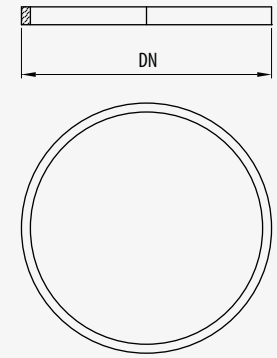

DN		RAL 9005	kg/u	u
DN70		33090170	0,001	1
DN95		33090195	0,001	1

	M		°C	IP	
	NBR		-25/+60º	65	OK

Abrazadera II | *CLIP II* | *Collier II*

RoHS CE IEC 61386

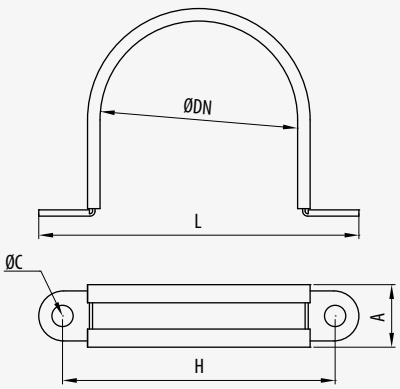

DN	L	A	EZ	kg/m	u
DN70	131	25	33090270	0,058	1
DN95	150	25	33090295	0,074	1

	M		
	AC+NBR		OK

Prensaestopas

Prensaestopas plásticos y metálicos

Plastic and metal cable glands

Presse-Étoupes plastiques et metalliques



pemsa

Gama de Prensaestopas
Guía de selección

Cable Glands Range
Selection guide

Gamme de Presse-Étoupes
Guide de Selection

Prensaestopas Plásticos / Plastic Cable Glands / Presse-Étoupes Plastiques

Denominación / *Designation* / *Designation*	PK	IRIS-P	IRIS	HSK-K	HSK-K-EX	HSK-FLEX
Prensaestopa / *Cable Gland* / *Presse-Étoupe*						
Características / *Features* / Caractéristiques						
M	**Poliamida / *Polyamide* / *Polyamide***					
M Junta / Joint	TPV	NBR	NBR	NBR	NBR	NBR
M	M12-M40	M12-M63	M12-M63	M12-M63	M12-M63	M12-M25
PG	PG7-PG36	PG7-PG29	PG7-PG48	PG7-PG48	PG7-PG48	PG7-PG21
DN Ø	3,5 / 32	3,0 / 44,0	3,0 / 44,0	3,0 / 44,0	3,0 / 44,0	3,0 / 18,0
°C	–20°C	–20°C	–40°C	–40°C	–40°C	–40°C
	+80°C	+80°C	+100°C	+100°C	+100°C	+105°C
UV	Buena / Good / Bon	Alta / High / Haute	Alta / High / Haute	Muy Alta / Very High / Très Haute		
	OK	OK	OK	VO according to UL94	VO according to UL94	VO according to UL94
HF	OK	OK	OK	OK	OK	OK
	OK	OK	OK	OK	OK	OK
	RAL 7035	RAL 7035 RAL 9005	RAL 7035 RAL 7031 RAL 9005	RAL 7035 RAL 9005	RAL 5012 RAL 9005	RAL 7035
IP	IP54	IP68	IP68	IP68 (10 bares)	IP68 (10 bares)	IP68 (10 bares)
Homologaciones EN 60259 / *Approvals EN 60259* / Homologations *EN 60259*						
	CE RoHS	CE RoHS UL	CE RoHS	CE RoHS cULus UL SP GL DE PG	CE RoHS cULus UL SP GL DE PG Ex	CE RoHS cULus UL SP GL DE PG
Aplicaciones / *Applications* / Applications						
Tertiary	●	●	●			●
Petrochemical Industry				●	●	
Railway app.		●	●	●		●
Energy		●	●	●		●
Photovoltaic/ Energy		●	●	●		●
Food Industry						
	224	224	225	225	226	227

Gama de Prensaestopas
Guía de selección

Cable Glands Range
Selection guide

Gamme de Presse-Étoupes
Guide de Selection

Prensaestopas Metálicos / Metal Cable Glands / Presse-Étoupes Metalliques

PM / PML	IRIS-M	HSK-M	HSK-MZ	HSK-M-EX	HSK-M-EMV-D	HSK-INOX / HD	Denominación *Designation* *Designation*
							Prensaestopa *Cable Gland* *Presse-Étoupe*
Latón Niquelado / *Nickel-Plated Brass* / *Laiton Nickelé*						**304**	Ⓜ
Neopreno	NBR	NBR	NBR	NBR	NBR	NBR	Ⓜ Junta / Joint
M12-M63	M12-M63	M12-M63	M12-M63	M12-M63	M12-M63	M12-M40	M
PG7-PG36	PG7-PG36	PG7-PG48		PG7-PG48			PG
4,0 / 46,0	3,0 / 48,0	3,0 / 44,0	3,0 / 44,0	3,0 / 44,0	3,0 / 44,0	3,0 / 32,0	**DN Ø**
–15ºC	–40ºC	–40ºC	–40ºC	–60ºC	–60ºC	–40ºC	
+60ºC	+100ºC	+100ºC	+100ºC	+130ºC	+130ºC	+100ºC	
Alta / High / Haute	Muy Alta / Very High / Très Haute						UV
OK	OK	VO according to UL94	VO according to UL94	VO according to UL94	VO according to UL94	VO according to UL94	
OK	OK						HF
Metal	Metal	Metal	Metal	Metal	Metal	Metal	
IP54	IP68	IP68 (10 bares)	IP68 (10 bares)	IP68 (10 bares)	IP68 (10 bares)	IP68 (10 bares)	IP
Homologaciones EN 60259 / *Approvals EN 60259* / Homologations *EN 60259*							
CE RoHS	CE RoHS	CE RoHS cULus UL CSA GL DNV PG	CE RoHS cULus UL CSA GL DNV PG	CE RoHS cULus UL CSA GL DNV PG Ex	CE RoHS cULus UL GL PG	CE RoHS cULus UL CSA GL DNV PG	
Aplicaciones / *Applications* / Applications							
●	●	●					Tertiary
			●	●	●	●	Petrochemical Industry
			●		●		Railway app.
			●	●	●	●	Energy
	●	●					Photovoltaic/ Energy
						●	Food Industry
228	229	229	230	230	231	231	+i

Prensaestopas PK DIN46320

PK DIN46320 Cable Gland

Presse-Étoupe PK DIN46320

DN		G	L		RAL 7035	kg/u	u
3,5/6	PG7	8	29	15	20010007	0,004	50
4,5/7	PG9	8	30	19	20010009	0,006	50
6/9	PG11	8	30	22	20010011	0,008	50
9/12	PG13	9	35	24	20010013	0,009	50
11/14	PG16	10	38	27	20010016	0,011	50
14/18	PG21	11	43	33	20010021	0,019	50
18/25	PG29	11	46	42	20010029	0,034	25
25/32	PG36	13	62	53	20010036	0,061	10
3,5/6	M12	8	29	15	20011120	0,004	50
4,5/7	M16	8	30	19	20011160	0,006	50
6/9	M16	8	30	22	20011161	0,008	50
9/12	M20	9	35	24	20011200	0,009	50
11/14	M20	10	38	27	20011201	0,011	50
14/18	M25	11	43	33	20011250	0,019	50

	M			IP	
	PA6+NBR		-25/+60º	54	OK

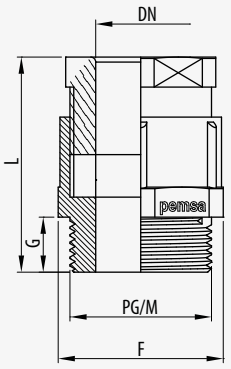

Prensaestopas IRIS-P

IRIS-P Cable Gland

Presse-Étoupe IRIS-P

DN		LN	RAL 9005	kg/u	u
3/6,5	PG7	21010007	21020007	0,003	50
4/8	PG9	21010009	21020009	0,005	50
5/10	PG11	21010011	21020011	0,008	50
6/12	PG13	21010013	21020013	0,010	50
10/14	PG16	21010016	21020016	0,013	50
13/18	PG21	21010021	21020021	0,021	50
18/25	PG29	21010029	21020029	0,036	25
3/6,5	M12	21011120	21021120	0,003	50
4/8	M16	21011160	21021160	0,006	50
6/12	M20	21011200	21021200	0,010	50
13/18	M25	21011250	21021250	0,021	50
18/25	M32	21011320	21021320	0,039	25
19/28	M40	21011400	21021400	0,078	10
32/38	M50	21011500	21021500	0,100	5
34/48	M63	21011630	21021630	0,140	5

	M			IP	
	PA6+NBR		-15/+60º	68	OK

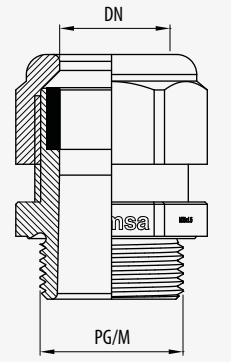

IDEA

Poliamida | *Polyamide* | *Polyamide*

Pemsaflex LG-PA ST-PA

Aplicaciones Industriales

Industrial Applications

Aplicações Industriais



IEC 61386 PA6

202

Prensaestopas IRIS

IRIS Cable Gland

Presse-Étoupe IRIS

RoHS CE

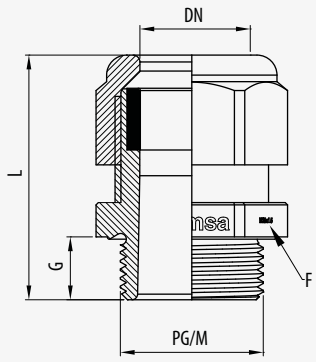

DN		G	L		RAL 7035	RAL 7001	RAL 9005	kg/u	u
3/6,5	PG7	8	32	15	21040007	21060007	21050007	0,003	50
4/8	PG9	8	36	19	21040009	21060009	21050009	0,005	50
5/10	PG11	8	37	22	21040011	21060011	21050011	0,008	50
6/12	PG13	9	38	24	21040013	21060013	21050013	0,010	50
10/14	PG16	9	42	27	21040016	21060016	21050016	0,013	50
13/18	PG21	11	49	33	21040021	21060021	21050021	0,021	50
18/25	PG29	11	52	42	21040029	21060029	21050029	0,036	25
22/32	PG36	13	64	53	21040036	21060036	21050036	0,064	10
30/38	PG42	13	66	60	21040042	21060042	21050042	0,078	5
34/44	PG48	14	69	65	21040048	21060048	21050048	0,089	5
3/6,5	M12	8	32	15	21041120	21061120	21051120	0,003	50
4/8	M16	8	36	19	21041160	21061160	21051160	0,006	50
5/10	M16	10	39	22	21041161	21061161	21051161	0,006	50
6/12	M20	10	39	24	21041200	21061200	21051200	0,010	50
10/14	M20	10	43	27	21041201	21061201	21051201	0,010	50
13/18	M25	10	48	33	21041250	21061250	21051250	0,021	50
18/25	M32	10	51	42	21041320	21061320	21051320	0,039	25
22/32	M40	10	61	53	21041400	21061400	21051400	0,078	10
32/38	M50	18	71	60	21041500	21061500	21051500	0,100	5
37/44	M63	18	73	70	21041630	21061630	21051630	0,140	5

M		°C	IP	
PA 6+TPV		-25/+60º	68	OK

Prensaestopas HSK-K

HSK-K Cable Gland

Presse-Étoupe HSK-K

RoHS CE cULus UL GL DVE

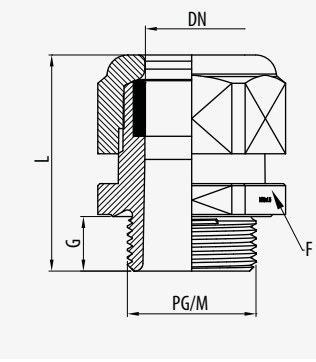

DN		G	L			RAL 7035	RAL 9005	kg/u	u
3/ 6,5	PG 7	8	29	15		22010007	22012007	0,005	50
4/ 8	PG 9	8	30	19		22010009	22012009	0,006	50
5/10	PG11	8	33	22		22010011	22012011	0,008	50
6/12	PG13	9	36	24		22010013	22012013	0,009	50
10/14	PG16	10	38	27		22010016	22012016	0,013	50
13/18	PG21	11	42	33		22010021	22012021	0,022	50
18/25	PG29	11	49	42		22010029	22012029	0,040	25
22/32	PG36	13	61	53		22010036	22012036	0,058	10
37/44	PG48	14	63	65		22010048	22012048	0,099	5
3/ 6,5	M12	8	29	15		22011120	22013120	0,005	50
4/ 8	M16	8	30	19		22011160	22013160	0,006	50
5/10	M16	8	33	22		22011161	22013161	0,007	50
6/12	M20	9	36	24		22011200	22013200	0,009	50
10/14	M20	9	37	27		22011201	22013201	0,013	50
13/18	M25	11	42	33		22011250	22013250	0,022	50
18/25	M32	11	50	42		22011320	22013320	0,040	25
22/32	M40	13	61	53		22011400	22013400	0,070	10
32/38	M50	13	62	60		22011500	22013500	0,090	5
37/44	M63	14	63	65		22011630	22013630	0,099	5

M		°C	IP	
PA 6+NBR		-15/+90º	68	OK

Prensaestopas HSK-K Largo

HSK-K Long Cable Gland

Presse-Étoupe HSK-K Long

DN		G	L		RAL 7035	kg/u	u
3/6	PG7	15	36	15	22014007	0,010	50
4/8	PG9	15	37	19	22014009	0,010	50
5/10	PG11	15	40	22	22014011	0,010	50
6/12	PG13	15	42	24	22014013	0,010	50
10/14	PG16	15	43	27	22014016	0,020	50
13/18	PG21	15	46	33	22014021	0,030	50
18/25	PG29	15	54	42	22014029	0,050	25
22/32	PG36	18	66	53	22014036	0,060	10
37/44	PG48	18	67	65	22014048	0,110	5
3/6	M12	15	36	15	22015120	0,010	50
4/8	M16	15	37	19	22015160	0,010	50
5/10	M16	15	40	22	22015161	0,010	50
6/12	M20	15	42	24	22015200	0,010	50
10/14	M20	15	43	27	22015201	0,010	50
13/18	M25	15	46	33	22015250	0,020	50
18/25	M32	15	54	42	22015320	0,050	25
22/32	M40	18	66	53	22015400	0,070	10
32/38	M50	18	67	60	22015500	0,090	5
37/44	M63	18	67	65	22015630	0,090	5

	M			IP	
	PA6+NBR		-25/+90º	68	OK

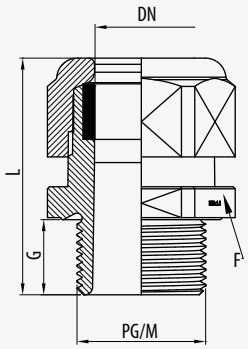

Prensaestopas HSK-K-EX

HSK-K-EX Cable Gland

Presse-Étoupe HSK-K-EX

DN		G	L		RAL 5012	kg/u	u
3/6,5	PG7	8	29	15	22030007	0,005	50
4/8	PG9	8	30	19	22030009	0,006	50
5/10	PG11	8	33	22	22030011	0,008	50
6,5/12	PG13	9	36	24	22030013	0,009	50
10/14	PG16	10	38	27	22030016	0,013	50
13/18	PG21	11	42	33	22030021	0,022	50
18/25	PG29	11	50	42	22030029	0,040	25
22/32	PG36	13	61	53	22030036	0,058	10
37/44	PG48	14	63	65	22030048	0,099	5
3/6,5	M12	8	29	15	22031120	0,005	50
4/8	M16	8	30	19	22031160	0,006	50
5/10	M16	8	33	22	22031161	0,006	50
6,5/12	M20	9	36	24	22031200	0,009	50
10/14	M20	9	37	27	22031201	0,009	50
13/18	M25	11	42	33	22031250	0,022	50
18/25	M32	11	50	42	22031320	0,040	25
22/32	M40	13	61	53	22031400	0,070	10
32/38	M50	13	62	60	22031500	0,090	5
37/44	M63	14	62	65	22031630	0,099	5

	M			IP	
	PA6+NBR		-15/+90º	68	OK

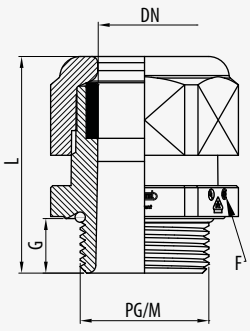

Prensaestopas HSK-FLEX

HSK-FLEX Cable Gland

Presse-Étoupe HSK-FLEX

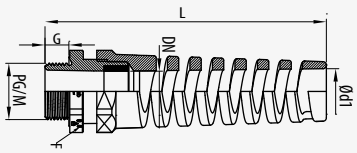

DN		d1	G	L		RAL 7035	kg/u	u
3/6	PG7	7,0	8	62	15	22020007	0,006	50
4/8	PG9	8,5	8	71	19	22020009	0,010	50
5/10	PG11	10,5	8	86	22	22020011	0,013	50
6/12	PG13	13,0	9	99	24	22020013	0,016	50
10/14	PG16	15,5	10	110	27	22020016	0,024	25
13/18	PG21	20,0	11	125	33	22020021	0,043	20
3/6	M12	7,0	8	62	15	22021120	0,005	50
4/8	M16	8,5	8	71	19	22021160	0,010	50
5/10	M16	10,5	8	86	22	22021161	0,010	50
6/12	M20	13,0	9	99	24	22021200	0,016	50
10/14	M20	15,5	9	109	27	22021201	0,016	25
13/18	M25	20,0	11	125	33	22021250	0,043	20

M		°C	IP	
PA6+NBR		-25/+90º	68	OK

Tuerca TCP | *TCP Nut* | *Ecrou TCP*

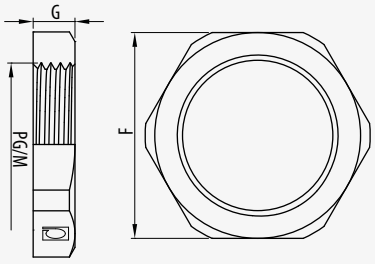

	L		RAL 7001	RAL 7035	RAL 9005	kg/u	u
PG7	5	19	40026007	40020007	40024007	0,001	100
PG9	5	22	40026009	40020009	40024009	0,002	100
PG11	5	24	40026011	40020011	40024011	0,001	100
PG13	6	27	40026013	40020013	40024013	0,002	100
PG16	6	30	40026016	40020016	40024016	0,003	100
PG21	7	36	40026021	40020021	40024021	0,003	100
PG29	7	46	40026029	40020029	40024029	0,006	50
PG36	8	60	40026036	40020036	40024036	0,013	25
PG48	8	70	40026048	40020048	40024048	0,014	25
M12	5	18	40027120	40021120	40025120	0,001	100
M16	5	22	40027160	40021160	40025160	0,001	100
M20	6	26	40027200	40021200	40025200	0,002	100
M25	6	32	40027250	40021250	40025250	0,005	100
M32	7	41	40027320	40021320	40025320	0,005	50
M40	7	50	40027400	40021400	40025400	0,007	25
M50	8	60	40027500	40021500	40025500	0,010	25
M63	8	75	40027630	40021630	40025630	0,016	25

M		°C	
PA6+NBR		-25/+105º	OK

Tapón TPK | *TPK Cap* | *Bouchon TPK*

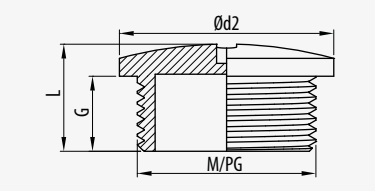

	d2	G	L		RAL 7035	kg/u	u
PG 7	15	6	8,0		44020007	0,001	100
PG 9	19	6	9,0		44020009	0,002	100
PG11	22	6	9,0		44020011	0,002	100
PG13	25	6	8,5		44020013	0,002	100
PG16	27	6	8,5		44020016	0,003	100
PG21	33	8	12,0		44020021	0,005	100
PG29	44	8	12,0		44020029	0,007	50
PG36	55	10	15,0		44020036	0,013	25
PG48	69	12	16,0		44020048	0,010	10
M12	15	6	8,5		44021120	0,001	100
M16	20	7	10,0		44021160	0,002	100
M20	24	7	10,0		44021200	0,005	100
M25	30	10	14,0		44021250	0,007	100
M32	37	10	14,0		44021320	0,013	50
M40	48	10	15,0		44021400	0,018	50

M			°C	IP	
PA6			-25/+60º	54	OK

Prensaestopas PM DIN46320

PM DIN46320 Cable Gland

Presse-Étoupe PM DIN46320

RoHS CE

DN		G		LN	kg/u	u
6 /8	PG7	5,0	14	20050007	0,009	50
4/10	PG9	6,0	18	20050009	0,013	50
6,5/12	PG11	6,0	20	20050011	0,018	50
6,5/13,5	PG13	6,5	22	20050013	0,024	50
6,5/16	PG16	6,5	24	20050016	0,029	50
9/20	PG21	7,0	30	20050021	0,045	25
17/28	PG29	8,0	40	20050029	0,085	25
23/34	PG36	9,0	50	20050036	0,137	10
35/46	PG48	10,0	64	20050048	0,278	5
5/7	M12	7,0	14	20051120	0,013	50
4/9,5	M16	7,0	18	20051160	0,018	50
6/13	M20	7,0	22	20051200	0,024	50
6/15	M25	8,0	27	20051250	0,029	50
9/20	M32	8,5	33	20051320	0,045	25
15/27	M40	8,5	40	20051400	0,085	10
21/33	M50	9,5	50	20051500	0,137	5
30/45	M63	10,5	65	20051630	0,278	5

	M		°C	IP	
	LN+NBR		-15/+60°	54	OK

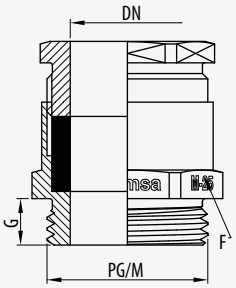

Prensaestopas PML DIN46320

PML DIN46320 Cable Gland

Presse-Étoupe PML DIN46320

RoHS CE

DN		G		LN	kg/u	u
6/8	PG7	15,0	14	20060007	0,011	50
4/10	PG9	15,0	18	20060009	0,016	50
6,5/12	PG11	15,0	20	20060011	0,024	50
6,5/13	PG13	15,0	22	20060013	0,028	50
6,5/16	PG16	15,0	24	20060016	0,036	50
9/20	PG21	15,0	30	20060021	0,054	25
17/28	PG29	15,0	40	20060029	0,101	25
23/34	PG36	15,0	50	20060036	0,153	10
35/46	PG48	15,0	64	20060048	0,305	5

	M		°C	IP	
	LN+NBR		-15/+60°	54	OK

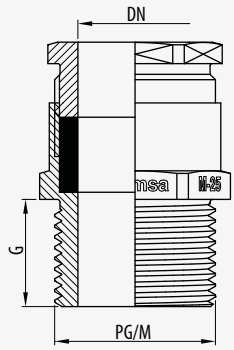

IDEA

Tubos Rígidos Metálicos | Metal Rigid Conduits | *Conduits Rigides Metalliques*

Metal RL - RR

EZ

IEC 61386 cod. 5557

+i 184

Alta Resistencia mecánica

High Mechanical Resistance

Haute Résistance Mécanique

Prensaestopas IRIS-M

IRIS-M Cable Gland

Presse-Étoupe IRIS-M

DN		G	L		LN	kg/u	u
3/6,5	PG7	6,0	25,0	14	21030007	0,017	50
4/8	PG9	6,0	27,0	17	21030009	0,024	50
5/10	PG11	6,0	28,0	20	21030011	0,027	50
6/12	PG13	6,5	29,5	22	21030013	0,030	50
10/14	PG16	6,5	30,5	24	21030016	0,037	50
13/18	PG21	7,0	32,0	30	21030021	0,057	50
18/25	PG29	8,0	39,0	40	21030029	0,120	25
22/32	PG36	10,0	47,0	50	21030036	0,202	10
30/38	PG42	12,0	49,0	57	21030042	0,235	5
34/44	PG48	14,0	52,0	64	21030048	0,347	5
3/6,5	M12	6,0	25,0	14	21031120	0,015	50
4/8	M16	7,0	28,0	18	21031160	0,025	50
6/12	M20	8,0	31,0	22	21031200	0,041	50
10/14	M25	8,0	32,0	27	21031250	0,056	25
13/18	M32	9,0	34,0	34	21031320	0,098	25
18/25	M40	9,0	40,0	43	21031400	0,155	10
22/32	M50	9,0	46,0	55	21031500	0,286	5
34/44	M63	14,0	52,0	68	21031630	0,390	5

	Ⓜ			IP	
	LN+NBR		-25/+90º	68	OK

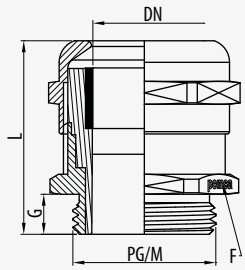

Prensaestopas HSK-M

HSK-M Cable Gland

Presse-Étoupe HSK-M

DN		G	L		LN	kg/u	u
3/6,5	PG7	5,0	24,0	14	22050007	0,011	50
4/8	PG9	6,0	27,0	17	22050009	0,018	50
5/10	PG11	6,0	28,0	20	22050011	0,024	50
6/12	PG13	6,5	30,5	22	22050013	0,029	50
10/14	PG16	6,5	29,5	24	22050016	0,032	50
13/18	PG21	7,0	31,0	30	22050021	0,052	25
18/25	PG29	8,0	37,0	40	22050029	0,097	25
22/32	PG36	8,0	43,0	50	22050036	0,159	10
37/44	PG48	10,0	48,0	64	22050048	0,300	5
3/6,5	M12	6,5	25,5	14	22051120	0,018	50
4/8	M16	6,0	27,0	17	22051160	0,018	50
5/10	M16	6,0	28,0	20	22051161	0,018	50
6/12	M20	6,0	29,0	22	22051200	0,029	50
10/14	M20	6,0	30,0	24	22051201	0,029	50
13/18	M25	7,0	33,0	30	22051250	0,052	25
18/25	M32	8,0	39,0	40	22051320	0,097	25
22/32	M40	8,0	45,0	50	22051400	0,167	10
32/38	M50	9,0	46,0	57	22051500	0,218	5
37/44	M63	10,0	48,0	64	22051630	0,290	5

	Ⓜ			IP	
	LN+NBR		-25/+60º	68	OK

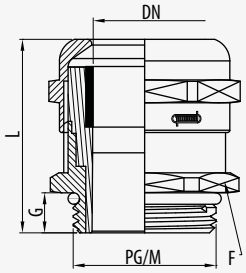

pemsa

Prensaestopas HSK-MZ

HSK-MZ Cable Gland

Presse-Étoupe HSK-MZ

DN		G	L		LN	kg/u	u
3/6,5	M12	6,5	32,5	14	22060120	0,010	50
6/8	M16	6,0	34,0	17	22060160	0,030	50
6/10	M16	6,0	36,0	20	22060161	0,020	50
6/12	M20	6,0	39,0	22	22060200	0,040	50
10/14	M20	6,0	39,0	24	22060201	0,030	50
13/18	M25	7,0	44,0	30	22060250	0,050	25
18/25	M32	8,0	51,0	40	22060320	0,100	25
22/32	M40	8,0	58,0	50	22060400	0,170	10
32/38	M50	9,0	60,0	57	22060500	0,220	5
25/31	M50	9,0	60,0	57	22060501	0,100	5
37/44	M63	10,0	62,0	64	22060630	0,360	5
29/35	M63	10,0	62,0	64	22060631	0,380	5

	M		°C	IP	
	LN+NBR		4(-25º)/2(+90º)	68	OK

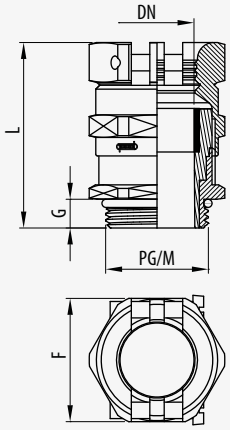

Prensaestopas HSK-M-EX

HSK-M-EX Cable Gland

Presse-Étoupe HSK-M-EX

DN		G	L		LN	kg/u	u
3/6,5	PG7	5,0	24,0	14	22080007	0,010	50
4/8	PG9	6,0	27,0	17	22080009	0,020	50
6/10	PG11	6,0	28,0	20	22080011	0,020	50
6/12	PG13	6,5	30,5	22	22080013	0,030	50
10/14	PG16	6,5	29,5	24	22080016	0,030	50
14/18	PG21	7,0	31,0	30	22080021	0,050	25
20/25	PG29	8,0	37,0	40	22080029	0,100	25
22/32	PG36	8,0	43,0	50	22080036	0,160	10
37/44	PG48	10,0	48,0	64	22080048	0,300	5
3/6	M12	6,5	25,5	14	22081120	0,020	50
4/8	M16	6,0	27,0	17	22081160	0,020	50
6/10	M16	6,0	28,0	20	22081161	0,020	50
6/12	M20	6,0	29,0	22	22081200	0,030	50
10/14	M20	6,0	30,0	24	22081201	0,030	50
14/18	M25	7,0	33,0	30	22081250	0,050	25
20/25	M32	8,0	39,0	40	22081320	0,100	25
22/32	M40	8,0	45,0	50	22081400	0,170	10
32/38	M50	9,0	46,0	57	22081500	0,220	5
37/44	M63	10,0	48,0	64	22081630	0,290	5

	M		°C	IP	
	LN+NBR		-15/+90º	68	OK

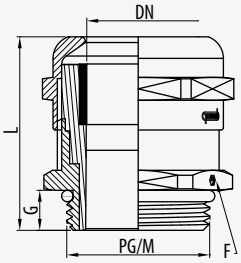

SOLUTIONS
Industria Alimentaria | Food Industry | *Industrie Alimentaire*

rejiband®
304 | 316L

IEC 61386

238

Stainless Steel / INOX

Prensaestopas HSK-M-EMV-D

HSK-M-EMV-D Cable Gland

Presse-Étoupe HSK-M-EMV-D

DN		G	L			LN	kg/u	u
3/6,5	M12	6,5	31,5	14		22090120	0,010	50
5/10	M16	6,0	38,0	20		22090160	0,030	50
10/14	M20	6,0	39,0	24		22090200	0,030	50
13/18	M25	7,0	46,0	30		22090250	0,030	25
18/25	M32	8,0	53,0	40		22090320	0,030	25
24/32	M40	8,0	59,0	50		22090400	0,030	10
32/38	M50	9,0	66,5	57		22090500	0,230	5
37/44	M63	10,0	62,0	64		22090630	0,230	5

	M			IP	
	LN+NBR		-25/+90º	68	OK

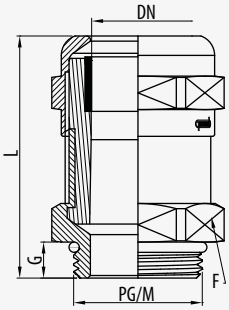

Prensaestopas HSK-INOX

HSK-INOX Cable Gland

Presse-Étoupe HSK-INOX

DN		G	L			304	kg/u	u
3/6,5	M12	6,5	25,5	14		22070120	0,010	10
5/10	M16	6,0	28,0	22		22070160	0,020	10
10/14	M20	6,0	29,0	24		22070200	0,030	10
13/18	M25	7,0	31,0	30		22070250	0,040	10
18/25	M32	8,0	39,0	41		22070320	0,090	5
22/32	M40	8,0	45,0	50		22070400	0,100	5

	M			IP	
	304+NBR		-25/+60º	68	OK

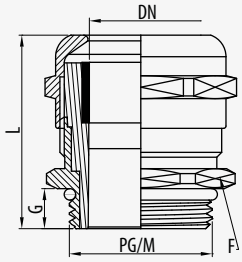

Prensaestopas HSK-INOX-HD

HSK-INOX-HD Cable Gland

Presse-Étoupe HSK-INOX-HD

DN		Ød2	G	L		316L	kg/u	u
3/6,5	M12	21	6	30,0	14	22040120	0,008	10
5/10	M16	27	6	34,0	20	22040160	0,065	10
10/14	M20	33	6	34,5	24	22040200	0,080	5
13/18	M25	40	6	41,5	30	22040250	0,138	5

	M			IP	
	316L		-25/+120º	68	OK

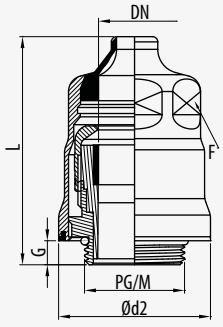

pemsa

Tuerca TCM | *TCM Nut* | *Ecrou TCM*

RoHS CE

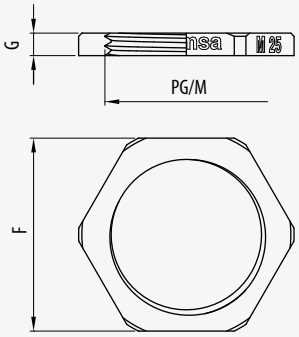

	G			LN	kg/u	u
PG7	2,8	15		40010007	0,002	100
PG9	2,8	18		40010009	0,002	100
PG11	3,0	21		40010011	0,003	100
PG13	3,0	23		40010013	0,003	100
PG16	3,0	26		40010016	0,005	100
PG21	3,5	32		40010021	0,007	100
PG29	4,0	41		40010029	0,013	50
PG36	5,0	51		40010036	0,021	25
PG42	5,0	60		40010042	0,030	25
PG48	5,5	64		40010048	0,034	25
M12	2,8	15		40011120	0,002	100
M16	2,8	19		40011160	0,003	100
M20	3,0	24		40011200	0,004	100
M25	3,5	30		40011250	0,009	100
M32	4,0	36		40011320	0,011	50
M40	5,0	46		40011400	0,019	25
M50	5,0	60		40011500	0,026	25
M63	6,0	70		40011630	0,055	25

M		°C	
LN		-45/+150º	OK

Tuerca TCM Inox | *TCM INOX Nut* | *Ecrou TCM INOX*

RoHS CE

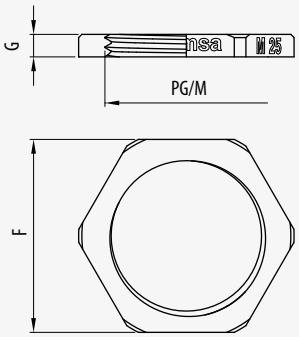

	G			304	kg/u	u
M16	2,8	19		40014160	0,003	50
M20	3,0	24		40014200	0,004	50
M25	3,5	30		40014250	0,009	25
M32	3,5	36		40014320	0,011	25
M40	5,0	46		40014400	0,019	10
M50	5,0	57		40014500	0,026	10
M63	6,0	70		40014630	0,055	10

M		°C	
304		-45/+150º	OK

Reducción R-H | *R-H Reducer* | *Réducteur R-H*

RoHS CE

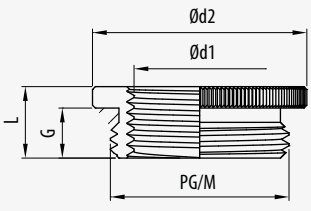

	Ød1	Ød2	G	L	LN	kg/u	u
M16	M12	18	6,0	8,5	42001612	0,010	100
M20	M12	24	6,5	9,0	42002012	0,020	100
M20	M16	24	6,5	9,0	42002016	0,020	100
M25	M16	30	7,0	10,0	42002516	0,030	50
M25	M20	30	7,0	10,0	42002520	0,020	50
M32	M20	39	8,0	11,5	42003220	0,050	50
M32	M25	39	8,0	11,5	42003225	0,030	50
M40	M25	43	8,0	11,5	42004025	0,080	25
M40	M32	43	9,0	12,5	42004032	0,040	25
M50	M32	57	10,0	14,0	42005032	0,120	10
M63	M40	64	10,0	14,0	42006340	0,210	10
M63	M50	64	10,0	14,0	42006350	0,120	10

M		°C	
LN		-45/+150º	OK

Ampliación E-MS | *E-MS Enlarger* | *Amplificateur EM-S*

RoHS CE

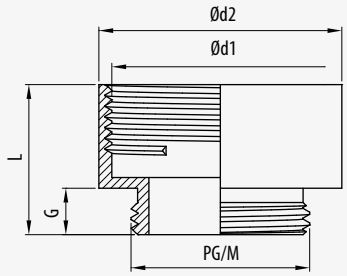

	Ød1	Ød2	G	L	LN	kg/u	u
PG7	PG9	17	5,0	15,0	42020709	0,007	100
PG9	PG11	20	6,0	16,5	42020911	0,009	100
PG9	PG13	22	6,0	17,5	42020913	0,010	100
PG11	PG13	22	6,0	17,5	42021113	0,012	100
PG11	PG16	24	6,0	18,5	42021116	0,013	100
PG13	PG16	24	6,5	19,0	42021316	0,012	100
PG16	PG21	30	6,5	21,0	42021621	0,024	50
PG21	PG29	39	7,0	23,0	42022129	0,038	50
PG29	PG36	50	8,0	28,0	42022936	0,077	25
M12	M16	18	5,0	15,0	42051216	0,010	100
M16	M20	22	6,0	17,5	42051620	0,010	100
M20	M25	27	6,5	19,0	42052025	0,020	50
M25	M32	34	8,0	20,5	42052532	0,030	50
M32	M40	42	7,0	23,0	42053240	0,050	25
M40	M50	53	9,0	31,0	42054050	0,160	10
M50	M63	65	9,5	24,0	42055063	0,160	10

M		-45/+150º	OK
LN			

Adaptador RE-MS | *RE-MS Adaptor* | *Adaptateur RE-MS*

RoHS CE

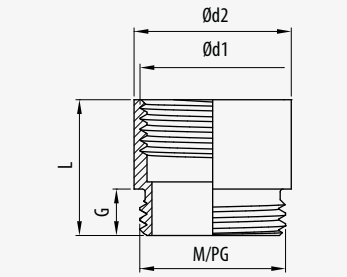

	Ød1	Ød2	G	L	LN	kg/u	u
M16	PG9	20	6,0	16,5	43001609	0,020	100
M20	PG11	22	6,5	19,0	43002011	0,020	100
M20	PG13	22	6,5	19,0	43002013	0,010	100
M20	PG16	24	6,5	19,0	43002016	0,020	100
M25	PG16	28	6,5	19,0	43002516	0,050	50
M25	PG21	30	6,5	21,0	43002521	0,020	50
M32	PG29	39	7,0	23,0	43003229	0,050	25
PG 9	M16	20	6,0	16,5	43010916	0,020	100
PG11	M20	22	6,5	19,0	43011120	0,020	100
PG13	M20	22	6,5	19,0	43011320	0,020	100
PG16	M25	27	6,5	21,0	43011625	0,040	50

M		-45/+150º	OK
LN			

Tapón TPM | *TPM Cap* | *Bouchon TPM*

RoHS CE

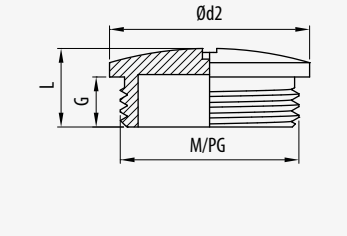

	Ød2	G	L		LN	kg/u	u
PG7	14	5,25	8,0		44010007	0,004	100
PG9	17	6,00	9,0		44010009	0,005	100
PG11	20	6,00	9,0		44010011	0,008	100
PG13	22	6,50	9,5		44010013	0,009	100
PG16	24	6,50	9,5		44010016	0,013	100
PG21	30	7,00	11,0		44010021	0,024	100
PG29	39	8,00	12,0		44010029	0,036	50
PG36	50	9,00	15,0		44010036	0,082	25
PG42	57	10,00	16,0		44010042	0,107	25
PG48	64	10,00	16,0		44010048	0,119	10
M12	14	5,00	7,0		44011120	0,005	100
M16	18	6,00	8,0		44011160	0,008	100
M20	22	6,50	8,5		44011200	0,013	100
M25	27	7,00	10,0		44011250	0,024	100
M32	34	8,00	11,0		44011320	0,050	50
M40	44	9,00	13,0		44011400	0,093	25
M50	54	10,00	14,5		44011500	0,136	25
M63	67	10,00	15,0		44011630	0,190	10

M		-25/+90º	IP 68	54
PVC				

Junta Plana | *Flat Ring* | *Joint Plat*

RoHS CE

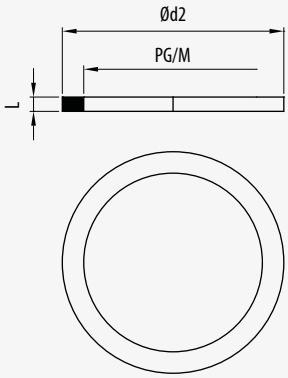

	ød2	L	RAL 5024	kg/u	u
PG7	16,5	2	39090007	0,001	500
PG9	19	2	39090009	0,001	500
PG11	22,5	2	39090011	0,002	500
PG13	25	2	39090013	0,003	500
PG16	27	2	39090016	0,003	500
PG21	33,5	2	39090021	0,005	500
PG29	43,5	2	39090029	0,009	250
PG36	55	2	39090036	0,018	100
PG48	69	2	39090048	0,025	50
M12	16	2	39090112	0,001	500
M16	20	2	39090116	0,002	500
M20	25	2	39090120	0,003	500
M25	31	2	39090125	0,003	500
M32	38	2	39090132	0,005	250
M40	48	2	39090140	0,009	100
M50	58	2	39090150	0,018	50
M63	72	2	39090163	0,025	50

	M		°C	
	NBR		-25º/+120	OK



Junta Tórica | *O-Ring* | *Joint Torique*

RoHS CE

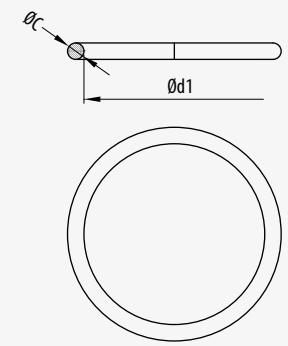

	ød1	C	RAL 9005	kg/u	u
PG7	9,0	1,5	39096007	0,001	500
PG9	12,0	1,5	39096009	0,001	500
PG11	16,0	1,5	39096011	0,001	500
PG13	17,2	1,8	39096013	0,001	100
PG16	22,0	2,0	39096016	0,002	500
PG21	29,0	2,0	39096021	0,003	500
PG29	33,0	2,0	39096029	0,004	250
PG36	43,0	2,0	39096036	0,006	100
PG48	55,0	2,0	39096048	0,007	50
M12	9,0	1,5	39096112	0,001	500
M16	12,0	1,5	39096116	0,002	500
M20	17,2	1,8	39096120	0,002	500
M25	22,0	2,0	39096125	0,003	500
M32	29,0	2,0	39096132	0,004	250
M40	35,0	2,0	39096140	0,005	50
M50	43,0	2,0	39096150	0,066	50
M63	55,0	2,0	39096163	0,007	50

	M		°C	
	NBR		-25º/+120	OK

IDEA

Flexibl

TFA TM-PVC
TM Ecoflex

Tubos flexibles para aplicaciones generales
Flexible conduits for general applications
Conduits Flexibles pour aplications générales

IEC 61386

195-196



Funda Protectora PA

PA Braided Tubing

Housse Protectrice PA

RoHS CE

DN	d2		RAL 7031	RAL 9005	kg/u	u
4	3/6		12000004	12000104	0,004	100
6	5/8		12000006	12000106	0,005	100
8	7/11		12000008	12000108	0,006	100
10	7/15		12000010	12000110	0,009	100
12	8/18		12000012	12000112	0,014	100
16	15/21		12000016	12000116	0,015	100
20	18/30		12000020	12000120	0,022	100
25	24/36		12000025	12000125	0,024	100
30	32/47		12000030	12000130	0,034	50
40	32/58		12000040	12000140	0,042	50
50	32/68		12000050	12000150	0,051	50
60	32/85		12000060	12000160	0,069	50

	M		°C	
	PA 6		-25/+150º	OK

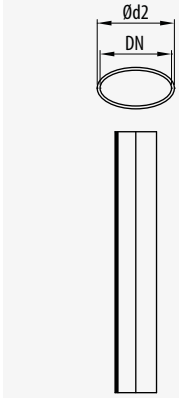

Funda Protectora PP

PP Braided Tubing

Housse Protectrice PP

RoHS CE



DN	d2		RAL 7031	kg/u	u
4	3/6		12001004	0,003	100
6	5/8		12001006	0,004	100
8	7/11		12001008	0,005	100
10	7/15		12001010	0,008	100
12	8/18		12001012	0,011	100
16	15/21		12001016	0,012	100
20	18/30		12001020	0,016	100
25	24/36		12001025	0,018	100
30	32/47		12001030	0,024	50
50	32/58		12001040	0,03	50
50	32/68		12001050	0,039	50
60	32/85		12001060	0,045	50

	M		°C	
	PP		-25/+150º	OK

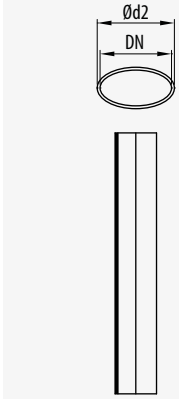

Cinta Helicolidal

Spiral Tape

Ruban hélicoïdale

RoHS CE



DN	d1	d2	RAL 9010	RAL 9005	kg/u	u
3/12	2,5	4	91011030	91012030	0,007	500
6/40	4	6	91021060	91022060	0,014	250
8/60	5,4	8	91031080	91032080	0,026	125
10/90	9,2	12	91041109	91042109	0,039	50

	M		°C	
	PE		-45/+90º	OK

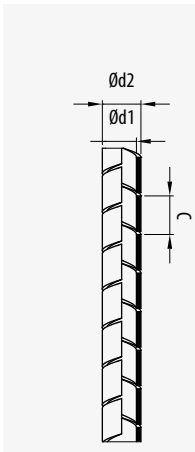

Iconografía / Iconography / Iconographie

Icono *Icon* *Ícone*	Descripción en Español *English description* *Description en Français*	Icono *Icon* *Ícone*	Descripción en Español *English description* *Description en Français*
	Generales / *General* / *Générale*		
	Consulta más información en la Web *See more information on the Web* *Voir plus d'informations sur le Web*		Más información *More information* *Plus d'information*
	Consultar página *Go to page* *Consultez la page*	kg/m	Peso en kg por metro *Weight in kg per metre* *Poids en kg par mètre*
kg/u	Peso en kg por unidad *Weight in kg per unit* *Poids en kg par unité*		Embalaje *Packaging* *Conditionnement*
	Bajo Pedido *On Request* *Sur Demande*		Materia Prima *Raw material* *Matière Première*
	Características Bandejas / *Cable tray features* / *Caractéristiques Dalles*		
Ref.	Nº de Referencia del producto *Product Reference number* *Numéro de référence du produit*		Ancho *Width* *Largeur*
	Altura / Ala *Height / Flange* *Hauteur*		Longitud *Length* *Longueur*
e(mm)	Espesor *Thickness* *Épaisseur*		Patentado Pemsa *Patented Pemsa* *Breveté Pemsa*
mm^2	Sección útil *Useful section* *Section utile*		Tiempo de montaje (segundos) *Assembly time (seconds)* *Temps de montage (secondes)*
	Continuidad Eléctrica según norma IEC61537 *Electrical Continuity acc. to standard IEC61537* *Continuité Électrique selon norme IEC61537*		Sistema Click de unión rápida *Fast Joint Click System* *Système Click d'union rapide*
	Sin tornillos *No screws* *Sans vis*		Temperatura de trabajo *Working temperature range* *Température de travail*
↓CTA (kg)↓	Carga de trabajo Admisible *Safe Working Load* *Charge de travail admissible*		Cargas de trabajo Ligeras kg/m *Light duty Loads kg/m* *Charges de travail légères kg/m*
	Cargas de trabajo medias kg/m *Medium duty Loads kg/m* *Charges de travail moyennes kg/m*		Cargas de trabajo elevadas kg/m *Heavy duty Loads kg/m* *Charges de travail élevées kg/m*
	Resistencia al Impacto *Impact Strength* *Résistance aux impacts*		Resistencia al Fuego *Fire resistance* *Résistance au feu*
	Diámetro de cable *Cable diameter* *Diamètre du câble*	L(m)	Distancia entre Soportes en metros *Span distance in metres* *Distance entre supports en mètres*

Icono *Icon* *Ícone*	Descripción en Español *English description* *Description en Français*
Características de Tubos / *Conduits features* / *Caractéristiques des Tubes*	
DN	Diámetro Nominal *Nominal Width* *Diamètre nominal*
d2	Diámetro exterior *Outside diameter* *Diamètre extérieur*
	Tipo de Rosca *Thread Size* *Type de filetage*
IEC 61386	Codificación según Norma internacional de Tubos IEC 61386 *International Standard of Conduits Code IEC 61386* *Codification selon la Norme internationale de Conduits IEC 61386*
	Resistencia al Impacto *Impact Strength* *Résistance aux impacts*
IP	Clasificación IP *IP Classification* *Classification IP*
UV	Comportamiento Radiacion Ultra Violeta *Ultra Violet Radiation behaviour* *Comportement Radiation Ultra Violette*
Acabados y Materiales / *Finishes and Materiales* / *Finitions & Matériaux*	
EZ	Electrocincado EN ISO 2081 Electrogalvanised EN ISO 2081 Electrozingage EN ISO 2081
PG	Galvanizado Sendzimir EN 10346 *Pregalvanised EN 10346* *Galvanisation Sendzimir EN 10346*
BLACK C8	Acabado Alta Resistencia Clase C8 IEC 61537 *High Resistance Coating Class C8 IEC 61537* *Protection Haute Résistance Classe 8 IEC 61537*
316L	Acero Inoxidable AISI 316L *Stainless Steel AISI 316L* *Acier Inoxydable AISI 316L*
PASSV	Pasivado *Passivated* *Passivation*
PVC	Policloruro de Vinilo *Polyvinyl Chloride* *Polychlorure de vinyle*
PA6	Poliamida 6 Libre de Halógenos *Polyamide 6 Halogen Free* *Polyamide 6 sans halogène*
PU	Poliuretano *Polyurethane* *Polyuréthane*
AC	Acero al Carbono *Carbon Steel* *Acier au Carbone*
AL	Aluminio *Aluminium* *Aluminium*
PET	Poliestirester Termoplástico *Thermoplastic Polyester* *Polyesterester Thermoplastique*

Icono *Icon* *Ícone*	Descripción en Español *English description* *Description en Français*
d1	Diámetro interior *Inside diameter* *Diamètre interieur*
r mm	Radio de Curvatura *Bending radius* *Rayon de courbure*
	Llave de apriete necesaria *Torque wrench* *Outil de serrage nécessaire*
	Resistencia a la Compresión *Compression Strength* *Résistance à la compression*
°C + −	Temperaturas de trabajo. *Working temperature range* *Températures du travail*
	No propagador de la llama *Flame retardant* *Non Propagateur de flamme*
Flex	Flexibilidad *Flexibility* *Flexibilité*
BC	Electrocincado Bicromatado EN ISO 2081 Electrogalvanised Bichromate EN ISO 2081 Électrozingage Bichromaté EN ISO 2081
GC	Galvanizado en Caliente EN ISO 1461 *Hot Dip Galvanising EN ISO 1461* *Galvanisation à Chaud EN ISO 1461*
304	Acero Inoxidable AISI 304 *Stainless Steel AISI 304* *Acier Inoxydable AISI 304*
LAT	Latón *Brass* *Laiton*
PC+ABS	Policarbonato + ABS Libre de halógenos *Halogen Free Polycarbonate + ABS* *Polycarbonate + ABS sans halogène*
PP	Polipropileno Libre de Halógenos *Polypropylene Halogen Free* *Polypropylène sans halogène*
PA12	Poliamida 12 Libre de Halógenos *Polyamide 12 Halogen Free* *Polyamide 12 sans halogène*
PE	Polietileno *Polyethylene* *Polyéthylène*
LN	Latón Niquelado *Nickel-plated brass* *Laiton Nickelé*
NBR	Caucho NBR *NBR rubber* *Caoutchouc NBR*
TPV	Termoplástico *Thermoplastic* *Thermoplastique*

pemsa

Icono *Icon* *Ícone*	Descripción en Español *English description* *Description en Français*
EP	Acabado EPOXI *EPOXI coating* *Finition EPOXI*
RAL 5012	Color Azul RAL 5012 *Blue Colour RAL 5012* *Couleur Bleu RAL 5012*
RAL 7000	Color Gris RAL 7000 *Grey Colour RAL 7000* *Couleur Gris RAL 7000*
RAL 7031	Color Gris Oscuro RAL 7031 *Dark Grey Colour RAL 7031* *Couleur Gris Foncé RAL 7031*

Icono *Icon* *Ícone*	Descripción en Español *English description* *Description en Français*
RAL 9005	Color Negro RAL 9005 *Black Colour RAL 9005* *Couleur Noir RAL 9005*
RAL 5024	Color Azul RAL 5024 *Blue Colour RAL 5024* *Couleur Bleu RAL 5024*
RAL 7011	Color Gris Oscuro RAL 7011 *Dark Grey Colour RAL 7011* *Couleur Gris Foncé RAL 7011*
RAL 7035	Color Gris Claro RAL 7035 *Light Grey Colour RAL 7035* *Couleur Gris Clair RAL 7035*

Homologaciones / *Approvals* / *Homologations*

IEC 61537	Norma Internacional de Bandejas IEC 61537 *Cable trays International Standard IEC 61537* *Norme Internationale de Chemin de Câbles IEC61537*
AENOR	Marcado N de AENOR + info pag 008 *AENOR N Mark + info pag. 008* *Marquage N de AENOR + info page 008*
CE	Conformidad CE con Directiva 2006/95 CE *acc. to Directive 2006/95 CE* *Conformité CE avec Directive 2006/95 CE*
RoHS	Conformidad con Directiva RohS 2002/95/CE *Compliance with Directive RoHS 2002/95/CE* *Conformité avec la Directive RoHS 2002/95/CE*
NF	Certificación según Norme Française *Approval acc. to Norme Française* *Certification selon Norme Française*
DNV	Certificación Aplicaciones Marinas DNV *Marine applications DNV Approval* *Certification DNV applications marines*
UL CERTIFIED	Certificación UL Certified *UL Certified Approval* *Certification UL Certified*
VDE	Certificación Alemana VDE *VDE German Approval* *Certification allemand VDE*
GOST	Certificación Rusa GOST *Russian GOST Approval* *Certification Russe GOST*

IEC 61386	Norma Internacional de Tubos IEC 61386 *Conduit International Standard IEC 61386* *Norme Internationale de Conduits IEC61386*
N.VE-1	Conforme NEMA VE-1 *Acc. to NEMA VE-1 Standard* *Conforme NEMA VE-1*
LH	Libre de Halógenos según EN 50267-2-1 *Halogen free acc. to EN 50267-2-1* *Sans halogène selon EN 50267-2-1*
E90	Ensayo Resistencia al Fuego E90 según DIN 4102-12 *E90 Fire Resistance Test acc. to DIN 4102-12 Standard* *Résistance au feu E90 selon DIN 4102-12*
DB	Homologación Deustche Bahn *Deutsche Bahn Approval* *Homologation Deustche Bahn*
cULus	Certificación UL Listed *UL Listed Approval* *Certification UL Listed*
CSA	Certificación Canadiense CSA *CSA Canadian Approval* *Certification canadienne CSA*
GL	Certificación Germanischer Lloyd *Germanischer Lloyd Approval* *Certification Germanischer Lloyd*
Ex	Certificación Áreas explosivas ATEX *ATEX Hazardous Areas Approval* *Certification Zones explosifs ATEX*

Soluciones de Producto / *Product Solutions* / *Solutions Produits*

	Industria Alimentaria *Food Industry* *Industrie Alimentaire*
	Industria Petroquímica *Petrochemical Industry* *Industrie Pétrochimique*
	Fotovoltáica *Photovoltaic* *Photovoltaïque*
	Edificación Terciario *Building Tertiary* *Édification Tertiaire*
	Aplicaciones Ferroviarias *Railway Applications* *Applications Ferroviaires*

	Industria Farmacéutica *Pharmaceutical Industry* *Industrie Pharmaceutique*
	Energía *Energy* *Énergie*
	Teleco / Centros de Proceso de Datos *IT / Data Centers* *IT / Centres de Données*
	Túneles Infraestructuras *Tunnels Infrastructures* *Tunnels Infrastructures*
	Solución Resistencia al Fuego E90 *E90 Fire Resistance Solution* *Solution E90 Résistance au feu*

Pemsa Cable Management, S.A.

C/ Galileo Galilei 22 - 24. P.E. La Garena
28806, Alcalá de Henares. Madrid. España
Tel.: +34 91 802 34 88 / Fax: +34 91 802 33 81
info@pemsa-rejiband.com
www.pemsa-rejiband.com

Atención al Cliente

Tel.: 902 17 18 17 / Fax: 91 802 33 82
atencionalcliente@pemsa-rejiband.com

Delegaciones

Delegación Centro
centro@pemsa-rejiband.com

Delegación Norte
norte@pemsa-rejiband.com

Delegación Sur
sur@pemsa-rejiband.com

Delegación Este
este@pemsa-rejiband.com

Delegación Noreste
noreste@pemsa-rejiband.com

Departamento de Exportación / Export Department / Service Export

Tel.: +34 91 802 34 99 / Fax: +34 91 802 34 82
export@pemsa-rejiband.com

Filiales / Branches / Filiales

Pemsa UK

1 Sussex Avenue
Leeds LS10 2LF
Tel.: +44 113 277 9090 / Fax: +44 113 277 5939
sales@pemsa.co.uk
www.pemsa.co.uk

Pemsa France

ZI Le clos aux pois. 12 rue de la closerie
BAT G. LISSES.
91052 Evry Cedex. Francia
Tel.: +33 01 60 86 75 65 / Fax: +33 01 60 87 11 83
service-client@pemsa.fr
www.pemsa.fr

Pemsa Portugal

Estrada de Polima
Centro Industrial de Aboboda. Edif. Fase 2, 2º K
2785-543 São Domingos de Rana. Portugal
Tel.: +351 21 4445725 / Fax: +351 21 4445727
pemsa.portugal@pemsa-rejiband.com

Pemsa Latinoamérica

Vía Funza - Siberia, Km 1,5
Parque Ind. VIC - Bodega 1.
FUNZA (Bogotá) - COLOMBIA
Tel.: +57 1 823 75 20 / Fax: +57 1 823 75 18
info@pemsa.com.co
www.pemsa.com.co